

2021







# MOBILVETTA

## DISTINCTION BY DESIGN

**Design has always been a hallmark of every Mobilvetta motorhome.** Design meaning care for the environment, attention to detail, the preciousness of the materials: distinctive codes that certify the quality and originality of motorhomes.

Through the evolution of its own design, Mobilvetta has paved the way of exclusivity in motorhomes with unique, elegant and at the same time sporty models, always **characterized by highly personalized and distinctive lines.**

A perfect combination of **Made in Italy, elegance and European inspirations,** inspired by the territory and tradition, high quality materials and historically Italian furniture style.

**All our motorhomes are built and designed entirely in Italy, in Tuscany,** with a constant control of all production phases. Our philosophy is simple: to find the right balance between industrial process and craftsmanship, to take care of details, to satisfy the needs of practicality and usability, to entrust the product to a prepared and motivated distribution network, able to enhance it and ensure a first quality service

The promise we make to those choosing Mobilvetta is **to combine pleasure with beauty.** The pleasure of owning a motorhome that is an expression of the best Italian design combined with the unique beauty of a holiday in the company of those you love. The pleasure of making every moment exclusive together with the beauty of living it in complete tranquillity. The pleasure of relying on a brand with long experience that believes in the beauty of technological innovation, constant research, with a great passion for quality.

**A holiday with Mobilvetta is an unforgettable experience:** a great way of travelling that will give you unique moments with those you love aboard exclusive motorhomes featured by excellence in aesthetics and functionality, taste and substance, luxury and distinction.

**Concreteness to your emotion and the prestige to go further.**

## MOBILVETTA.

HIGH WAY OF TRAVELING:  
CONCRETENESS TO YOUR  
EMOTION AND PRESTIGE  
TO GO FURTHER

### Your **LUXURY EXPERIENCE:**

*Reach very special places together with the people you care most about. Enjoy unique moments aboard exclusive motorhomes for aesthetic excellence as well as functionality. A sensory journey as well as real.*



### **ITALIAN STYLE**

*Unique and personal design: precious materials, search for beauty combined with usefulness, exclusive style with international taste, appreciated throughout Europe. A sensory journey as well as real. Make yourself recognisable.*

### **INNOVATION and TECHNOLOGY**

*Wealth of high level solutions, know-how, continuous research, control over the entire production chain from design to construction. Concrete lifestyle towards new horizons.*

### **INTERPRETER for OUR TIME**

*A product with roots and a history that knows how to adapt to its time. It renews its offer and innovates its product range while maintaining its value over time.*

### **VALUE** over **TIME**

*The privilege of reliability and excellence come along with the Mobilvetta product: 10-year warranty against infiltration, a widespread sales network, a competent and expert service. In safe hands.*







06. Privileges Mobilvetta.  
18. Mobilvetta range  
20. 2021 Mobilvetta models



22. K-Yacht Tekno Design  
  
24. Interiors  
34. Exteriors  
36. Equipments  
37. Environment and upholstery



38. K-Yacht Teknoline  
  
40. Interiors  
50. Exteriors  
52. Equipments  
53. Environment and upholstery



54. Krosser  
  
56. Interiors  
66. Exteriors  
68. Equipments  
69. Environment and upholstery



70. Kea I e Kea P  
  
72. Interiors  
82. Exteriors  
84. Equipments  
85. Environment und upholstery



86. Kea M  
  
88 Interiors  
98. Exteriors  
99. Equipments, Environment and upholsterye



100. Technical Data  
  
102. K-Yacht Tekno Design  
104, K-Yacht Teknoline  
108. Krosser  
110. Kea P  
112: Kea I  
114: Kea M  
116. Chassis  
118. Chassis Al-Ko





**QUALITY AND RELIABILITY PRIVILEGE.  
GUARANTEED FOR 10 YEARS.**



**10-year guarantee against infiltration.**

**10 Years Body Integrity Privilege** is a service designed with a single objective: to ensure your motorhome over time by offering reliability and safety.

**Mobilvetta 10 Years Body Integrity Privilege** is the program that guarantees you a 10-year guarantee against infiltration, carrying out regular maintenance at the authorised Mobilvetta network and the tests provided for the control of infiltration to be carried out during the service coupons as per the specific deadline specified in the warranty booklet.\*

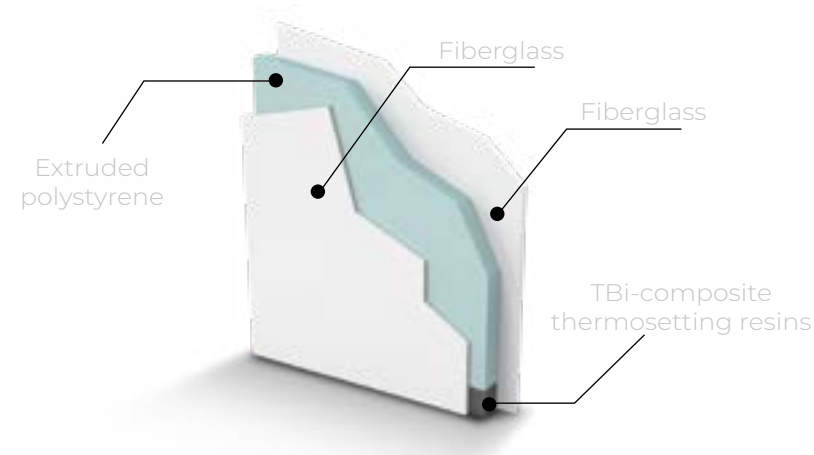
Carry out regular maintenance at the authorised Mobilvetta network and the tests provided for the control of infiltration to be carried out during the service coupons as per the specific deadline specified in the warranty booklet.\*

\*For the detailed conditions ask the authorised sales network.





- \\ INSULATION AND WATERPROOFING
- \\ THERMAL INSULATION
- \\ SOUNDPROOFING
- \\ STRUCTURAL RESISTANCE
- \\ STABILITY TO EXTERNAL STRESSES
- \\ STURDINESS
- \\ DURATION
- \\ EASY TO REPAIR AND MAINTAIN



## WALLS

- Absolutely **no wood**;
- Supporting frame in **thermosetting composite resin** with high resistance;
- External wall in **fiberglass**;
- Internal wall in **fiberglass**;
- The inside of the walls is made of extruded material with a **high thermal insulation coefficient**;
- Total and uniform coverage of the walls: no thermal bridges in favour of constant internal temperatures.
- The bodies of Mobilvetta motorhomes are made in specialised production departments using a high-precision industrial process, which ensures a continuous **quality standard**, of the **highest level**.



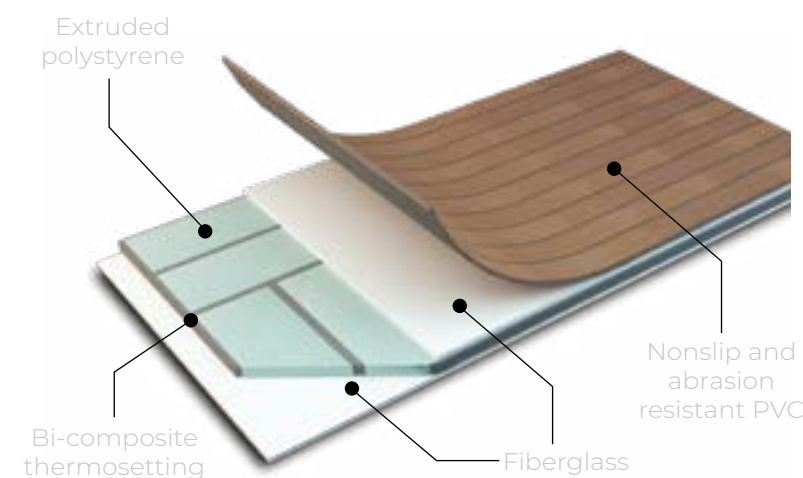
## CONNECTION BETWEEN WALL AND ROOF

- Connection between wall and roof by means of an internal **aluminium** reinforcement (K-Yacht Tekno Design and K-Yacht Teknoline);
- The curved part with 160 mm radius gives strength and stability to the living unit (K-Yacht Tekno Design and K-Yacht Teknoline);
- The joint is internal for greater impermeability (K-Yacht Tekno Design and K-Yacht Teknoline);(K-Yacht Tecno Design e K-Yacht Teknoline).

## MOBILVETTA: THE PRIVILEGE OF **EXPERIENCE**.

**FROM A LONG TRADITION A DESIGN THAT KNOWS HOW TO INTERPRET ITS TIME. IT IS FROM THE COMPETENCE OF THE MOBILVETTA STUDY CENTRE THAT VEHICLES ARE BORN THAT EVOLVE TOGETHER WITH THE WORLD AROUND THEM: HIGH-PERFORMANCE MATERIALS, CONSTRUCTION TECHNOLOGIES AND INNOVATIVE PRODUCTION PROCESSES.**

**Style, equipment and technique** are the hallmarks of the external structure of Mobilvetta motorhomes: a unique style, elegant with a sporting soul, excellent equipment and high-performance materials, for a completely wood-free body with insulating resins insensitive to water and a cutting-edge construction technique that involves the use of fiberglass and aluminium, reinforcement elements and couplings to ensure high performance in terms of stability, structural strength and duration.



## FLOOR

- Supporting frame in high-resistant thermosetting composite resin: **lighter, more mechanically resistant**;
- Fiberglass lower cover for greater protection from chip stones during travel, salt on the streets, moisture, wear;
- Upper cover in fiberglass **coupled with non-slip PVC, highly resistant** to wear;
- Interior of the floor made of **extruded insulating material**.





# MOBILVETTA THE PRIVILEGE OF A SUIT TAILORED FOR ALL SEASONS.

TO FOLLOW YOU IN EVERY DESTINATION, EVEN IN WINTER: HIGH PERFORMANCE, PERFECT CLIMATE, WELL-BEING ON BOARD. A MOTORHOME THAT FOLLOWS YOUR HOLIDAY STYLE THANKS TO HIGH LEVEL TECHNOLOGIES, HIGH PERFORMANCE MATERIALS IN TERMS OF INSULATION AND PROTECTION FROM EXTERNAL AGENTS.

The specifications contained herein may refer to only certain models of the range.

## GRADE 3 INSULATION



High-performance insulation in extruded plastic and fibreglass for all models and types

Fiberglass bodywork with hail protection.

Waste water tank built with insulating material of 20 mm and equipped with antifreeze resistance (K-Yacht Teknoline, Kea);



## FOR A PERFECT CLIMATE ON BOARD.

Winter holidays in a camper are not a matter for experts, if you have the right camper. Make your experience aboard Mobilvetta unique..

### COMBINED GAS HEATING 6000W.

Internal ventilation designed for optimal performance, with hot air vents right where they are needed, in the most exposed and critical points of the living unit. The correct air circulation through multiple vents allows for a uniform and pleasant room temperature..

### CP PLUS. BOOST FUNCTION FOR RAPID HEATING OF THE WATER AND THE COMPARTMENT;

### PROGRAMMING FUNCTIONS AND AUTOMATIC TIMER. I-NET READY.



**Manual windscreen blind** with privacy function: protects from external light, protects internal privacy. The intermediate position allows privacy and entry of light K-Yacht Tekno Design and K-Yacht Teknoline)



**Heated floor** with the use of self-adjusting heating cables (K-yacht Teknoline) or with heating film (K-Yacht Tekno Design) depending on the model, in specific area of the motorcaravan.



**Heated windscreen:** dual function defroster in winter and solar heat protection in summer (optional for motorhomes).



# MOBILVETTA

## PLENTY OF SPACE FOR YOUR DESTINATIONS.

Don't give up your habits, go on holiday taking everything and more with you. **This is the freedom a Mobilvetta motorhome gives you.**

An answer to the stowage needs of each crew: two, four or more, with or without children, novice or experienced in the holiday en plein air. Mobilvetta has designed every one of its garages to perfection..



Always accessible, even at night you will find what you are looking for thanks to the internal light. Easy to load: maxi-garage with load platform, flush with no step.

Door with piston for easier opening (except Krosser). Doors that open to 150 degrees: extremely simple access to loads.

Storage door locks have a double lock for added security.

The garage doors are protected on top with rain and splash-proof gaskets that prevent moisture from entering or, in case of very low temperatures, the door does not freeze and ensures opening.



The garages have sliding rings that make it easier to attach objects to the inner wall. Suitable for winter holidays: garage heated by air vents.

### The structure:

Fibreglass lower cover to protect against chip stones, external humidity and salt in the streets. Internal insulation in extruded polystyrene, 30 mm, with structural strips for greater rigidity and tightness. Upper fibreglass cover for greater heat insulation and mechanical resistance. Linoleum flooring for wear surface protection and easier maintenance.



**300 Kg**

High load capacity: up to 300 kg of dynamically tested load (maximum technically loadable weight that affects the remaining total payload).



The centre bed models in the K-Yacht Tekno Design and K-Yacht Teknoline ranges offer an electrically operated variable volume garage system.



# MOBILVETTA

## THE PRIVILEGE OF BEING ABLE TO SHINE IN YOUR OWN LIGHT.

LIGHTING A MOTORHOME WELL IS JUST AS IMPORTANT AS CHOOSING THE RIGHT FURNITURE. THE LIGHT ALLOWS YOU TO FULLY ENJOY THE SPACES, TO CREATE AN ATMOSPHERE AND TO CARRY OUT EVEN IN THE EVENING YOUR FAVOURITE ACTIVITIES, SUCH AS READING A GOOD BOOK, COOKING, FINDING YOURSELF AROUND A TABLE.

Perfect lighting can transform and shape and form the soul of spaces.

This is why the Mobilvetta study centre pays attention to the design of correct interior lighting as an essential element of living comfort..

The result is an interior lighting with a unique character and rich in style, able to furnish, as well as to give light: **an innovative, distinctive and personal sign of your Mobilvetta motorhome.**

**Correct balance between natural light from the outside and artificial light inside.**

Specific solutions for each environment of the motorhome depending on the activity that takes place there.



LED spotlights in the sleeping area to read a book without disturbing fellow travellers



Courtesy marker lights on the floor for orientation if you move in the motorhome at night.



Indirect lighting, light frames and LED strips for pleasant and uniform atmospheres.



**Complete LED LIGHTING:**  
eco-sustainable, low  
environmental impact and  
future-proof.  
Because current trends are  
increasingly looking for energy  
savings, lighting efficiency, long  
service life and greater range.

Krosser P86 night photo

The specifications contained herein may refer to only certain models of the range.



## K-YACHT TEKNO DESIGN

STANDING OUT IN EXCELLENCE.



**LIKE NO ONE ELSE.  
THE MOTORHOME ICON OF  
DESIGN, INNOVATION AND  
ITALIANNES.**

K-Yacht Tekno Design: its DNA is written in its name.

A range of unique and exclusive motorhomes: a concentrate of design, high technological standards and quality. The K-Yacht Tekno Design seduces at first glance with its harmonious shapes, luxurious interiors and innovative yet functional materials.

**A motorhome like no one else, a pleasure in the holiday en plein air.**

## K-YACHT TEKNOLINE

STANDING OUT IN STYLE.



**ITALIAN ELEGANCE. STANDING OUT IN  
STYLE.  
PERFECT INTERPRETER OF  
THE MOBILVETTA SPIRIT.**

Absolute pleasure of timeless elegance: K-Yacht Teknoline is the motorhome with dynamic and sleek lines that seduce for luxury, character and timeless style.

**Bright living area, intelligent space** management, technology and excellent equipment that together with every comfort summarize the perfect balance between exterior and interior.

**There's nothing but your emotion between you and your next adventure..**

## KEA I KEA P

STANDING OUT IN PERFORMANCE.



**LATEST GENERATION HIGH PERFORMER.  
MADE IN ITALY ESSENCE,  
INTERNATIONAL CHARACTER.**

Kea sets new standards among the top class motorhomes: a contemporary taste enriched by high technical features, a refined and elegant design, a representation of Made in Italy combined with an international character.

Now, more than ever, you can enjoy your luxury experience: a motorhome of refined beauty, elegant and timeless, lively in performance, excellent for equipment and an amazing living space

**Designed to give you more freedom.  
Because where you are and how you are matter.**

## KROSSER

STANDING OUT IN CHARACTER.



**DISTINGUISH YOURSELF IS NOT FOR  
EVERYBODY.  
THE PRIVILEGE OF BEING AS  
WELL AS APPEARING.**

Discover a totally new concept of motorhome, balanced by luxury and spaciousness in every aspect. Passion and attention to details, fine materials, technical innovation. Krosser is the result of Mobilvetta enthusiasm and innovative spirit: unique style, double floor, double stowage

Unprecedented living space, absolute optimization of space: Krosser means comfort as the best complement to elegance

**Unforgettable experiences for you, your family and friends. Distinguish yourself.**

## KEA M

STANDING OUT IN CLASS.



**THE TRADITION OF ELEGANCE.  
ON HOLIDAY WITH AN  
INTRINSIC SENSE OF  
COMFORT.**

Kea M invites you to fully enjoy your motorhome holiday. Modern and refined, it carries on the tradition of elegance of a historical range. Autonomy, living space, attention to detail: there are all the elements to be surrounded by class..

Always appreciated for its welcoming and comfortable interiors and its top-class level of fittings, Kea's range of overcabs offers modern and high level design, as well as great living spaces and a great attention to the functionality of the rooms

**A best-selling range.**

# MOBILVETTA

THE PRIVILEGE OF CHOICE.

The 2021 range



**K.YACHT  
TEKNO DESIGN**

2.3 MJ – 140 hp

K-YACHT TEKNO DESIGN 79



4

7,44 m

K-YACHT TEKNO DESIGN 85



4

7,44 m

K-YACHT TEKNO DESIGN 89



4

7,44 m



**K.YACHT  
TEKNOLINE**

2.3 MJ – 140 hp

K-YACHT TEKNOLINE 80



4

6,99 m

K-YACHT TEKNOLINE 85



4

7,38 m

K-YACHT TEKNOLINE 86



4

7,44 m

K-YACHT TEKNOLINE 89



4

7,43 m

K-YACHT TEKNOLINE 90



4

7,44 m



**KEA I**

2.3 MJ – 140 hp

KEA i67



4

6,99 m

KEA i86



4

7,47 m

KEA i90



4

7,47 m



**KROSSER**

2.3 MJ – 140 hp

KROSSER P70



4

7,47 m

KROSSER P86



4

7,47 m

KROSSER P90



4

7,47 m



**KEA P**

2.3 MJ – 140 hp

KEA P67



4

6,99 m

KEA P86



4

7,47 m

KEA P90



4

7,47 m



**KEA M**

2.3 MJ – 140 hp

KEA M74



4

7,26 m

KEA M76



4

7,32 m





**LIKE NO ONE ELSE.**

## **THE MOTORHOME ICON OF DESIGN, INNOVATION AND ITALIANNES.**

K-Yacht Tekno Design: its DNA is written in its name. A project born from the heart of the Mobilvetta Style Centre that has been able to create an innovative motorhome from a design idea.

A range of unique and exclusive motorhomes: a concentrate of design, high technological standards and quality. The K-Yacht Tekno Design seduces at first glance with its harmonious shapes, luxurious interiors and innovative yet functional materials.

Available in three models, two versions with central bed (79 and 89) and twin beds (85), each K-Yacht Tekno Design motorhome offers unique moments in exclusive environments and the comfort of premium class motorhome equipment.

**A motorhome like no one else, a pleasure in the holiday en plein air.**

# **K-YACHT TEKNO DESIGN**

STANDING OUT IN EXCELLENCE.

The specifications contained herein may refer to only certain models of the range.







**PREMIUM CLASS COMFORT: PLUNGE INTO YOUR HOLIDAY.**

Staying in your motorhome, travelling and stopping will be a real pleasure.

Admire the landscape from the ergonomic imitation leather fabric sofa and relax, adjusting the headrest, leaning against the double shaped armrest.

Plunge into your holiday, spanning the landscape around you: large side windows, maxi skylights in the aisle, wide panoramic view from the cab.

Fully enjoy your dinette by choosing table sizes and positions according to the moment. More space for you or your guests, more surface for your activities.

**AT THE TOP, EVEN FOR TECHNOLOGY.**

Adjust the light in your interiors according to your emotion: a control unit with Lin Bus technology allows you to adjust the lights in each room. Also equipped with proximity sensor.

Relax with those you love listening to music: the motorhome is equipped with 2 audio speakers in the dinette and 2 speakers in the sleeping area.

The right charging for every adventure: sockets with USB input to charge your technological devices available in the motorhome.

**CONCENTRATE OF QUALITY AND TECHNIQUE.**

Don't worry about longer journeys: there's room for everything, thanks also to the useful floor stowage hatches.

The floor heated by heating film will make your every "extreme" journey the best. It comes as standard.

The high construction technology is a guarantee of value: a silent motorhome on the move because the furniture is stable, built with an aluminium profile inside the door, wooden backrests.





## SURROUNDED BY BEAUTY EVEN IN EVERYDAY LIFE.

Choose style and innovation in the kitchen with the top in Light Stone, modelled on a continuous surface thanks to single-block moulding technology. Stylish with the integrated sink with shaped stainless steel drip tray and flush-surface sink cover also in Light Stone, extra surface, storage space, ladle holder or practical chopping board and space for containers integrated in the kitchen side.

## EVERYTHING IS EXCLUSIVE.

Everything is exclusive in the environment, even the stainless steel hob with three linear burners, durable and highly resistant to corrosion or the brushed stainless steel effect laminate panel, which protects against splashes and is easy to clean.

Aluminium taps made to an exclusive design by Mobilvetta Teknodelign: the special shape allows more space for greater functionality and freedom of movement.



## GENEROUS SPACE AND EQUIPMENT.

There's no limit to the imagination in the kitchen: bring everything you need with you. Space is guaranteed by two large, easily extractable baskets and drawers with integrated cutlery trays.

The automatic soft-closing drawers can be locked during the journey.

The chef's equipment is completed by the extractor hood and the large fridge.







## NIGHT AREA


**BOAST THE LUXURY OF A PERFECT ENVIRONMENT.**

The soft touch padded roof protects and insulates you from noise and cold while sleeping, the panoramic skylight with mosquito net and blind give you more air on hot summer evenings or the privilege of a glimpse of the starry sky. You can sleep tightly on ergonomic mattresses with honeycomb fabric bottom and slatted bases for proper breathability and sweet dreams.

**A ROOM, A SUITE.**

Maybe you don't want to get out of the motorhome sometime. It is understandable to want to enjoy the luxurious relaxation of a room enriched with pleated curtains, exclusive bedside table covered in imitation leather, padding and stylish panels which are also practical to protect the environment.

The steps with stowage at the sides of the bed are covered with a soft carpet, you can stay barefoot, you have greater protection and insulation: a high-end finish for an even more relaxing and exclusive environment. The wardrobes have interior lighting, the beds can be lifted up for extra space.



LED lighting: LED spotlights in the sleeping area to read a book without disturbing fellow travellers, courtesy marker lights on the floor for orientation if you move in the motorhome at night indirect lighting, light frames and LED trips for pleasant and uniform atmospheres.



**A SPA IN YOUR MOTORHOME.**

The toilet with wooden furniture offers an unforgettable wellness experience. Surround yourself with style and innovation with the top in Light Stone, modelled on a continuous surface thanks to single-block moulding technology, and the integrated washbasin. Exclusivity is given by the aluminium taps designed by Mobilvetta Tekno Design.

The exclusive shower with skylight featuring LED frame will offer you moments of wellbeing made more unique by superior environments and solutions such as the heating nozzles located under the pull-out towel rails, integrated ceramic toothbrush and soap holder, hanger for drying longer clothes, lighting integrated in the mirror, 220 V socket for hair dryer or electric shaver. Without sacrifices: brightness and air guaranteed by the large window.







## CREATING AN INNOVATIVE MOTORHOME FROM A DESIGN IDEA.

A concentrate of design, high technological standards and quality. K-Yacht Tekno Design seduces at first glance for its uniqueness: harmonious linear design, elegant exterior lines, sporty character.



**An aerodynamic line** with a low Cx (coefficient of aerodynamic resistance) has a significant influence on the reduction of fuel consumption, on speed when travelling and on road holding as the pace increases.

### Maximum visibility

Il frontale dei modelli motorhome si presenta come un pezzo unico in vetroresina. Nella parte alta la vetroresina si allunga a proteggere parte del tetto e ingloba un oblò 40x40 cm in corrispondenza del letto basculante interno. The use of fiberglass ensures **greater strength and duration.**

**Downward mirrors** in coach style, for motorhomes, well integrated in the general aesthetics and well positioned for a **wide and free field of view.**

The **upper roof cover descends** "like a shell" to connect directly to the walls for a more fluid and streamlined appearance, as well as greater coverage and insulation.

Rear terminal in abs, anthracite grey, which houses the lights: vertical LED lights, clearance lights and third stop light. It is not only a matter of style, being clearly visible is also an advantage for your safety.

**Arrow with dynamic system.**

**Anthracite-coloured aluminium strips** for a dynamic style that does not go unnoticed.



**The a pillars feature** a reduced thickness to facilitate driver visibility and control over the overall dimensions and movements of the motorhome.

The side windows, which are wide and flush-fitted, **provide better visibility** towards the outside, so as not to create turbulence or noise during the journey, even at higher speeds.

## THE PRIVILEGE OF COMBINING CONSTRUCTION TECHNOLOGY AND SAFETY.

### The advantage of excellent comfort, lots of space and solidity.

The double technical flooring consists of a lower floor, resting on the chassis, and an upper floor, resting on a steel counterframe.

### HIGHER STRUCTURAL STRENGTH

The floor of the motorhome rests on a high-strength steel reinforcement structure.

### BETTER THERMICAL INSULATION

The two floors provide a higher insulation of the living area from the outside.

### BETTER SOUND INSULATION

Sound insulation on the road, which reduces noise coming from the underside of the vehicle

### EASY ACCESS TO WATER SYSTEMS.



### GREATER STORAGE CAPACITY

Possibility of greater storage because thanks to the double technical flooring it is possible to obtain functional hatches for objects and bottles both at the front and at the rear of the vehicle. Outside there are maxi-garages with opening bands.





## CHASSIS

Mechanics 140 HP.  
Manual cab climate control;  
Double airbag;  
ESC and Hill Holder;  
Traction + and Hill Descent;  
Radio 2 DIN Car Play;  
Cruise Control;  
16" wheels with alloy wheel rims;  
Integrated DRL LED headlights;  
Direction indicator with dynamic system;  
Steering wheel radio controls;  
Lounge dashboard with bronze finish, high level control panel;  
Leather covered steering wheel and gear lever knob.



## EXTERIORS

Seitz windows;  
Living unit entrance door and window fly screen;  
Two-part door with central locking;  
Exterior light;  
Rear bed skylight;  
Elevating bed (models 79 and 89);  
Openable band with maxi-garage;  
Heated tank;  
Heated floor;  
External water intake (hot/cold);  
Multifunction SAT TV socket 12/220 V;  
Pleated windscreen blind for privacy effect.



## INTERIORS

Extractor hood  
Bathroom/sleeping area partition doors;  
Floor hatch  
Soft touch roof;  
Lin Bus technology;  
Double armrest sofa with adjustable headrest;  
Multifunction touch-screen control unit  
Wooden shower platform;  
Truma Combi 6 heating;  
CP Plus Control;  
Sockets with USB input;  
TV stand with extensible and adjustable arm, 90°;  
4 speakers, 2 for sleeping area and 2 for living area;  
Folding table.



**GLAMOUR**  
Microfibre, Standard



**SUPREME**  
Imitation leather, Optional



**EXCELSIOR**  
Genuine leather, Optional



**PRESTIGE**  
Imitation leather, Optional





### ITALIAN ELEGANCE.

## PERFECT INTERPRETER OF THE MOST AUTHENTIC MOBILVETTA SPIRIT

Absolute pleasure of timeless elegance: K-Yacht Teknoline is the motorhome **with dynamic and sleek lines** that seduce for luxury, character and timeless style.

K-Yacht Teknoline is protagonist thanks to its sophisticated design, but full of substance, and represents a point of arrival: **bright living area, intelligent space management**, technology and excellent equipment that together with every comfort synthesize the perfect balance between exterior and interior.

A combination of the best Italian design and cutting-edge technology, **five models born from the search for excellence**, balanced by luxury and spaciousness in every aspect.

Characteristic elements are the refinement of the furniture and the elegance of the finishes that prefer trendy materials, light colours and glossy laminates, with particular attention to the **brightness of the rooms**, thanks to the large windows that flood the motorhome with natural light.

**An inspiring beauty. The world is your new playground.**

**There's nothing but your emotion between you and your next adventure.**

The specifications contained herein may refer to only certain models of the range.

# K-YACHT TEKNOLINE

STANDING OUT IN STYLE.











**JUST THINK ABOUT FEELING GOOD**

On holiday you can focus on your own pleasure only. Everything is designed just to make you feel good. As in the living room where the sofas offer comfortable ergonomic seats padded with differentiated density and an adjustable headrest for comfort on the move. The swivel cab seats integrate perfectly into the colours and style of the interior and offer maximum safety thanks to the integrated belt. A padding covers the bottom of the sofas in the living area, luxury style and greater protection.



Environment Cappuccino variant.

**PLEASANT LIVING ROOM EFFECT**


Being together, ending up again, escaping: everything is possible in the living room of K-Yacht Teknoline. The technology you need to relax: 4 speakers for your favourite music in the living room or bedroom, a diffused light with adjustable intensity via a single dimmer switch, a smart control unit with touch-screen, USB sockets to charge your technological devices, a TV stand with extensible and adjustable arm.

**SUPER BRIGHT LIVING SPACE.**

A maxi skylight in the aisle and above the dinette make the rooms even more valuable. Enjoy your space at the highest level. The island table is large and spacious but you can move it according to your needs (mod. 80, 85, 89). In the solutions with face to face sofas, the table is with folding top, so that you can choose between more living space and more surface. The curved wall units are capacious and give a touch of elegance to your rooms for the fine finishes, as well as being stable and quiet on the move. When space is never enough you can use the floor hatches for extra stowage space.







### MAKE THE PEOPLE YOU LOVE FEEL GOOD, TOO

Choosing beauty does not mean giving up practicality. When a motorhome is top class, everything is designed to live it to the fullest.

So every dinner in your motorhome will turn into an exclusive moment, right from the moment it is prepared: large baskets for storing all your chef's equipment in order, sliding drawers that are easy to pull out, an automatic dampened closure with closing lock, a wall equipped for paper roll and cutting board holder.

### ALL IN AN ELEGANT SETTING

with fine materials and solutions such as the acrylic stone top with built-in mirrored stainless steel sink or the methacrylate panel to protect the kitchen window from splashes, beautiful but also easy to clean. The equipment is completed by the extractor hood and the large fridge.





**TIMELESS ELEGANCE.**

Mobilvetta K-Yacht Teknoline rooms stand out in their timeless class and refined fittings. Looking around you, everything is nice and neat: the soft touch padded roof protects and insulates you from noise and cold while sleeping, the panoramic skylight with mosquito net and blind give you more air on hot summer evenings or the privilege of a glimpse of the starry sky. You can sleep tightly on ergonomic mattresses with honeycomb fabric bottom and slatted bases for proper breathability and sweet dreams.

**SLEEPING WELL AND WAKING UP SATISFIED IS A LOT, BUT THAT'S NOT ALL.**

There are also beautiful environments, where staying is pure pleasure and relaxation: rooms enriched with pleated curtains, padding and stylish panels which are also practical to protect the environment. The steps with stowage at the sides of the bed are covered with a soft carpet, you can stay barefoot, you have greater protection and insulation: a high-end finish for an even more relaxing environment. The wardrobes have interior lighting, the beds can be lifted up for extra space (model 80). In models 89 and 90 you can even choose where you want more space by adjusting the height of the rear bed, more volume in the garage or more space in the room.



LED spotlights in the sleeping area to read a book without disturbing fellow travellers, courtesy marker lights on the floor for orientation if you move in the motorhome at night indirect lighting for pleasant and warm atmospheres.



**EVERYTHING REVOLVES AROUND YOUR WELL-BEING.**

Move freely in the toilet. Rounded lines, wooden furniture, acrylic stone top, with mirrored steel washbasin, skylight and window make the bathroom an elegant and functional environment.

The shower with LED spotlights is large and versatile and can be transformed into a wardrobe thanks to the special hanger.

The shower platform in precious Teak wood allows you to move easily on a linear floor and protects the environment after showering

**IN A SMALL SPACE, YOU HAVE EVERYTHING. LIKE AT HOME.**

Whether it is a single environment or with a separate shower and toilet, the space is optimized to the highest level and offers the best, like the large mirror with integrated storage and lighting, the handy towel holder under the washbasin top, ceramic toothbrush holder and soap holder, a 220 V socket for hair dryer or electric shaver.





## ELEGANT EXTERIOR LINES, SPORTY CHARACTER.

A pleasant and linear design for the sides, a fluid and harmonious trait-d'union between the front, both the chassis cab and the exclusive nose of the motorhome, and the gritty rear, also thanks to dynamic graphics.



The upper roof cover descends "like a shell" to connect directly to the walls for a more fluid and streamlined appearance, as well as greater coverage and insulation..

Rear terminal in abs, anthracite grey, which houses the lights: vertical LED lights, clearance lights and third stop light. It is not only a matter of style, being clearly visible is also an advantage for your safety.

Arrow with dynamic system.

Anthracite-coloured aluminium strips for a dynamic style that does not go unnoticed



An aerodynamic line with a low Cx (coefficient of aerodynamic resistance) has a significant influence on the reduction of fuel consumption, on speed when travelling and on road holding as the pace increases

### Maximum visibility

The front of the motorhome models displays as a single piece in fiberglass. At the top, the fiberglass extends to protect part of the roof and incorporates a rooflight 40x40 cm in correspondence with the drop down bed inside.

The use of fiberglass ensures greater strength and duration.

Downward mirrors in coach style, for motorhomes, well integrated in the general aesthetics and well positioned for a wide and free field of view

The A pillars feature a reduced thickness to facilitate driver visibility and control over the overall dimensions and movements of the motorhome. The side windows, which are wide and flush-fitted, provide better visibility towards the outside, so as not to create turbulence or noise during the journey, even at higher speeds.

## THE PRIVILEGE OF COMBINING CONSTRUCTION TECHNOLOGY AND SAFETY.

### The advantage of excellent comfort, lots of space and solidity.

The double technical flooring consists of a lower floor, resting on the chassis, and an upper floor, resting on a steel counterframe.

### HIGHER STRUCTURAL STRENGTH

the floor of the motorhome rests on a high-strength steel reinforcement structure.

### BETTER THERMAL INSULATION

the two floors provide a higher insulation of the living area from the outside.

### BETTER SOUND INSULATION,

Sound insulation on the road, which reduces noise coming from the underside of the vehicle..

### EASY ACCESS TO WATER SYSTEMS.



The specifications contained herein may refer to only certain models of the range.



### GREATER STORAGE CAPACITY

Possibility of greater storage because thanks to the double technical flooring it is possible to obtain functional hatches for objects and bottles both at the front and at the rear of the vehicle. Outside there are maxi-garages with opening bands





## CHASSIS

Mechanics 140 HP.  
Manual cab climate control;  
Double airbag;  
ESC and Hill Holder;  
Traction + and Hill Descent;  
Cruise Control;  
16" wheels with alloy wheel rims;  
Integrated DRL LED headlights;  
Steering wheel radio controls;  
Lounge dashboard, high level control panel;  
Leather covered steering wheel and gear lever knob.

## EXTERIORS

Seitz windows;  
Living unit entrance door and window fly screen;  
Two-part door with central locking;  
Exterior light;  
Rear bed skylight;  
Elevating bed (models 79, 89 and 90);  
Openable band with maxi-garage;  
Heated tank;  
Heated floor;  
External water intake (hot/cold);  
Multifunction SAT TV socket 12/220 V;  
Pleated windscreen blind for privacy effect.

## INTERIORS

Separation doors for bathroom/sleeping area (not for 80)  
Floor hatch  
Soft touch roof  
Brightness dimmer  
Multifunction touch-screen control unit  
Wooden shower platform  
Truma Combi 6 heating  
CP Plus Control  
Sockets with USB input  
TV holder with extensible arm  
4 speakers for sleeping and living area  
Folding top table (86 and 90)



CLASSIC VARIANT



CAPPUCCINO VARIANT



MOBY

Fabric and imitation leather,  
Standard



PRESTIGE BROWN

Imitation leather,  
Optional



COMFORT GREY

Imitation leather,  
Optional



PRESTIGE

Imitation leather,  
Optional



MADRAS

Genuine leather,  
Optional



**KNOWING HOW TO DISTINGUISH YOURSELF IS  
NOT SOMETHING EVERYBODY WOULD DO.  
THE PRIVILEGE OF BEING AS WELL  
AS APPEARING.**

Appearance, performance, attention to detail: **Krosser wins for its elegance.** Definitely trendy. **With its modern and sporty lines,** Krosser is the motorhome at the service of your emotions.

Discover a totally new concept of motorhome, balanced by luxury and spaciousness in every aspect. Passion and attention to details, fine materials, technical innovation. Krosser is the result of Mobilvetta enthusiasm and innovative spirit: **unique style, double floor, double stowage.**

A range of LOW PROFILEs with or without drop down bed, at the forefront for style, design, safety and comfort. **Unprecedented living space, absolute optimization of space:** Krosser means comfort as the best complement to elegance. The unique beauty of plein air combined with the pleasure of owning a motorhome that is an expression of Italian excellence

**Unforgettable experiences for you, your family and friends.  
Distinguish yourself.**



# KROSSER

STANDING OUT IN CHARACTER.

The specifications contained herein may refer to only certain models of the range.









### TECHNOLOGY AND AESTHETICS MERGE IN FUNCTIONAL BALANCE.

Innovative solutions enhance the concept of livability on board.

Designed with distinctive shapes and volumes, Krosser offers an in-line living space without anything left to chance.

The living area is spacious, elegant and functional, with an internal height of more than two metres and plenty of light from the panoramic skylight. The cab seats can be rotated to integrate into a living room that can accommodate up to 6 people or to create relaxing "chaise longs" with the padded side sofas.

### UNPRECEDENTED LIVING SPACE.

thanks to the folding table in exclusive Teak wood with a surface that can be modulated at will: for an easier passage or greater comfort while sitting on the move or large surface when needed. The table with chrome leg and the visible part of the sofas are covered with special imitation leather padding that not only makes the environment more luxurious, but also protects it from everyday life on board.

Spend your time in your motorhome in the best possible way, with a perfect interaction between style and technology: LED light creates unique environments, it is nice to relax in front of the TV that you can see from every area of the motorhome thanks to the extensible and adjustable arm, USB sockets to charge your technological devices, speakers in the sleeping area, lots of space thanks to the floor hatches.

### CHOOSE YOUR STYLE.

If you are travelling in couple, choose the LOW PROFILE version that offers more interior living space for greater height in the living area.

If you are travelling with your family, the ideal solution for you is the LOW PROFILE with a drop down bed that offers you up to 4 beds, and the possibility of a guest.







#### INSPIRING IDEA? HAUTE CUISINE IN YOUR MOTORHOME.

Maximum use of space, meticulous attention to design, quality and every detail: the Krosser kitchen meets even the highest expectations, as cooking will be a pleasant moment of your holiday.

Everything is handy in the kitchen unit equipped with a stainless steel hob with three linear burners, with built-in mirrored stainless steel sink, equipped with a sink cover divided into two parts that can be used separately as a tray or cutting board. The large baskets, the automatic soft-closing drawers with lock and the sliding baskets are useful to store all your equipment. The side wall is equipped with spice rack, roll holder and towel holder, with steel finish.





# WHEN COMFORT IS THE BEST COMPLEMENT TO ELEGANCE

Unmistakable details and precious materials are the exclusive elements of Krosser's sleeping area, where style and charm are combined with attention to detail, superior comfort and new spaces.

Choose the bed type that suits your style and let yourself be pampered all night long, everything is nice and neat: the soft touch padded roof protects and insulates you from noise and cold while sleeping, the panoramic skylight with mosquito net and blind give you more air on hot summer evenings or the privilege of a glimpse of the starry sky. You can sleep tightly on ergonomic mattresses with honeycomb fabric bottom and slatted bases for proper breathability and sweet dreams.

# LEAVE EVERYTHING OUT AND REFUGE IN YOUR PARADISE CORNER

your motorhome. Wooden sliding doors give you privacy, pleated curtains hide you from prying eyes; keep your treasures close at hand in the padded wall panels and hide your secrets in capacious wall units or wardrobes stored under the liftable beds (P86, P90).



LED spotlights in the sleeping area to read a book without disturbing fellow travellers, courtesy marker lights on the floor for orientation if you move in the motorhome at night indirect lighting for pleasant and warm atmospheres.



**RELAXATION AFTER A DAY DISCOVERING THE WORLD.**

An exclusive luxury bathroom, a comfortable environment where you can enjoy your daily hygiene and personal care in a very special way.

The dark, Teak wood-coloured laminate environments give a pleasant feeling of warmth and create a refined atmosphere.


In the shower, a rainfall shower head will give you a unique experience, with the possibility of a practical pull-out spray and a shelf for soaps on the wall.

The washbasin is large and usefully positioned on a laminate toilet top, antibacterial and easy to clean. Large wall mirror.

**QUALITY AND VALUE OVER TIME.**

The shower tray is made of a thermoforming in ABS reinforced with high density polyurethane foam to guarantee rigidity and resistance to cracks and deformations over time.

The shower platform in precious Teak wood allows you to move easily on a linear floor and protects the environment after showering.





## MODERN AND SPORTY LINES, SUBSTANCE AT THE SERVICE OF EMOTION.

Mobilvetta Study Centre creates vehicles that evolve together with the world around them: high-performance materials, construction technologies and innovative production processes.

Krosser is a well presented motorhome. Sporty graphics, elegant colours: a line that knows how to stand out. Elements of unique and personal style combined with innovative and high performance technological solutions, such as the technical double flooring.

The use of fiberglass in the walls and rear area ensures **greater strength** and **duration**.

Terminal with parts in ABS High Performance, **for a better heat resistance**, which houses the lights: vertical LED lights, clearance lights and third stop light.

It is not only a matter of style, being clearly visible is also an advantage for your safety.



### MORE COMFORTABLE TO GET ON.

#### XL door:

useful clearance 620 mm;  
two-point door with central locking;  
integrated dustbin;  
Window with blind.



Direction indicator with dynamic system.  
Anthracite-coloured **aluminium strips** for a dynamic style that does not go unnoticed.



**ABS dome** with dynamic and elegant design.

With integrated Skydome.

Full LED lights.

# KROSSER MOBILVETTA

## DOUBLE FLOOR, DOUBLE STORAGE.

The double technical flooring of the KROSSER consists of a lower floor (38 mm thick), resting on the chassis, and an upper floor (20 mm thick), resting on a steel counterframe.

- \\ Higher structural resistance.
- \\ Improved thermal and sound insulation
- \\ Increased storage capacity.



**Entrance step** made of sandwich panels to ensure greater continuity of insulation from the cold coming from the lower part of the vehicle.

**Extractable alu** step for an easier access.

**Insulated and heated** fresh and grey water tanks located in the double floor above the rear axle..

Possibility of greater storage because thanks to the double technical flooring it is possible to obtain functional hatches for objects and bottles both at the front and at the rear of the vehicle.

Outside there are maxi-garages with opening bands.

Access to the double floor for storage on both sides of the vehicle thanks to large and practical hatches.

Access from inside the vehicle via hatches to the drain cocks and fresh water tank.

### DOUBLE STORAGE, WITH A LOAD CAPACITY OF 690 LITRES:

Front through storage 550 litres, with internal height of 19 cm.

Storage compartment access from the step 35 litres.

Storage compartment floor hatch 105 litres, with spring hinges.





## CHASSIS

Power 140 hp;  
Manual air climate control system;  
Driver + passenger air bag;  
ESC and Hill Holder;  
Traction + and Hill Descent;  
Cruise Control;  
16" wheels with alloy wheel rims;  
Radiator grill + black headlights;  
White bumper;  
Steering wheel radio controls;  
Silver lounge dashboard, high level control panel.



## EXTERIORS

2-closing points xl door;  
Entrance door with flyscreen;  
Central locking;  
Electric step;  
Exterior light;  
Sky dome, panoramic skylight;  
Rear bed skylight  
Openable strip with storage;  
Heated tank;  
Double floor;  
Storage: total load capacity 690 litres;  
Thermic blind.



## LIVING UNIT

Skylight with fan;  
Separation door toilet/day area (no P70 model)  
Floor hatch;  
Soft touch roof;  
Shower with roof-mounted jet;  
Shower wooden platform;  
Reinforced shower floor;  
Heater Combi 6KW;  
CP plus control;  
Sockets with usb input;  
Tv holder with extensible arm;  
Speakers in the living unit;  
Folding top table;  
Twin beds extension (P86).



**PRESTIGE**  
Imitation leather, standard



**PRESTIGE BROWN**  
Fabric and imitation leather, standard

RENDER



**LATEST GENERATION HIGH PERFORMER.  
MADE IN ITALY ESSENCE,  
INTERNATIONAL CHARACTER.**

The world around you is constantly evolving. You need a motorhome that can accommodate all your emotions, with no limits. This is why the Kea range has been completely renewed, with **sporty design and even more space on board, new interiors and even more comfort, new technology and even more innovation.**

Kea sets new standards among the top class motorhomes: a contemporary taste enriched by high technical features, **a design representing Made in Italy** combined with an international character.

Kea P and Kea I are now available, three models in LOW PROFILE or motorhome version: design, materials and absolute quality. Now, more than ever, you can enjoy your luxury experience: a motorhome of refined beauty, elegant and timeless, lively in performance, excellent for equipment and an amazing living space..

Luxury, privacy, refined solutions, light, comfort and well-being in every environment, substance, construction technology, high performance materials, space, stowage, generous equipment

**Low Profile motorhome: character and style, in a perfect synthesis of innovation, comfort and technology always one step ahead of everyone.**

**Designed to give you more freedom. Because where you are and how you are matter.**

The specifications contained herein may refer to only certain models of the range.



# KEA I & KEA P

STANDING OUT IN PERFORMANCE.








**LIVE INTENSELY.**

Kea interiors boast an elegance shaped in a space that you can customize at best.

A pleasant feeling of space welcomes you, thanks to the great face to face living room that can be transformed on the move. The living area is pleasant to enjoy, spacious, elegant and functional with a height of more than two meters.

Lots of light: large windows, Skydome, large windows for the maxi living room, space to move and live in harmony: an aesthetic project that enhances practicality and ergonomics.

**YOU WILL SPEND YOUR TIME IN THE BEST WAY.**

In full comfort as in your home living room, between style and technology. It is nice to relax in front of the TV that you can see from every area of the motorhome thanks to the extensible and adjustable arm; the USB sockets to charge your technological devices are at your fingertips.

LED light creates unique environments and allows you to fully enjoy the spaces: you can count on several indirect light sources both with white light following the shapes of the wall units and with the scenic night-blue lights dedicated to night-time use.







### SHAPES, VOLUMES AND MATERIALS THAT SUIT SPACE AND TASTE.

The Kea kitchen welcomes you with airiness, freedom of movement and plenty of stowage space provided by doors and wall units. The kitchen unit has an "L" shaped development with a scratch-resistant laminate top designed to offer maximum ergonomics. The linear three-burner cooker is complete with tempered glass lid and leaves free working space on the worktop, while the stainless steel sink is complete with flush lid/cutting board that can also be used as an additional support surface..

### GIVE YOURSELF UNIQUE MOMENTS ON BOARD.

from preparation to dinner in company: large baskets to store all your chef's equipment in order, sliding drawers easy to pull out, in the peninsula section, a corner with pull-out basket, automatic soft closure with lock, wall equipped for paper roll and cutting board holder.



Along the aisle there is a floor hatch, always useful to have more space to stow your belongings in the motorhome.





## LEAVE THE WORLD OUTSIDE.

Nothing is left to chance for your moments of relaxation. Turn your rest into an extraordinary experience: refined environments, liveable space, all the comforts around you.

The sleeping area is welcoming, precious and exclusive. All the rooms are enriched with valuable details that give you comfort such as the Roman blinds, the soft-touch padded ceiling that insulates and protects you in all seasons, the imitation leather panels that embellish the whole, the speakers for relaxing moments, and sweetest dreams guaranteed by quality mattresses and planes with liftable slatted bases.

Kea boasts padded headboard with embroidered Mobilvetta logo, adjustable reading spotlights, courtesy lighting on the floor, steps that facilitate access to the beds and a large panoramic skylight for stargazing.

The Kea P90 and I90 model with the central, rounded peninsula bed to the advantage of comfort in the foot area offers the variant with a lower bed for even easier access without sacrificing space for the load in the maxi-garage below.



Option with low bed.

LED spotlights in the sleeping area to read a book without disturbing fellow travellers, courtesy marker lights on the floor for orientation if you move in the motorhome at night indirect lighting for pleasant and warm atmospheres.




**WELL-BEING AS A WAY OF LIFE.**

Dynamism, freedom and flexibility for a bathroom with a high level of comfort.  
 Because here wellness and self-care are satisfied by functionality and space optimization, for maximum beauty and exclusive style.  
 The toilet is furnished in wood, with matt laminate top.  
 Above it, stowage compartments, and the large mirror hides another stowage compartment.

**QUALITY AND VALUE OVER TIME**

Prestigious design and excellent solutions for the shower enclosures, which are coated with wood-effect laminates.  
 The shower tray, with double drain, is made of a thermoforming in ABS reinforced with high density polyurethane foam to guarantee rigidity and resistance to cracks and deformations over time.  
 The shower platform allows you to move easily on a linear floor and protects the environment after showering.





## CHARACTER AND STYLE, A MOTORHOME ELEGANT AND TIMELESS

Choose to stand out with Kea I, a motorhome with a strong personality characterized by an exclusive and always recognizable style that combines the aesthetics of gritty and elegant external lines with high level technical solutions and performance.



### Maximum visibility.

Aerodynamically shaped front designed with a downward windscreen for superior visibility when driving.

The front of the motorhome models displays as a single piece in fiberglass. The use of fiberglass ensures greater strength and duration. Downward mirrors in coach style, for motorhomes, well integrated in the general aesthetics and well positioned for a wide and free field of view.

Rear terminal in ABS, anthracite grey, which incorporates the modern vertical LED light. It is not only a matter of style, **being clearly visible is also an advantage for your safety.** Anthracite-coloured aluminium strips for a dynamic style that does not go unnoticed.

The A pillars feature a reduced thickness to facilitate driver visibility and control over the overall dimensions and movements of the motorhome. The side windows, which are wide and flush-fitted, provide better visibility towards the outside, so as not to create turbulence or noise during the journey, even at higher speeds.



The equipment is complete with LED daytime running lights, poly-ellipsoidal headlights, a distinctive radiator grill with chrome plating that defines the Mobilvetta logo



## TO GIVE YOU MORE FREEDOM, LOW PROFILE, ONE STEP AHEAD OF EVERYONE.

A bold and extremely personal image, an exterior design attractively inspired by cars, elegant and refined lines: Kea P is pure elegance on the move to give you exclusive experiences on board.



The use of fiberglass in the walls and rear area ensures greater strength and duration.

Terminal with parts in ABS High Performance, for a better heat resistance, which houses the lights: vertical LED lights, clearance lights and third stop light. It is not only a matter of style, being clearly visible is also an advantage for your safety..

ABS dome with dynamic and elegant design. With integrated Skydome. Full LED lights.



Anthracite-coloured **ABS strips** for a dynamic style that does not go unnoticed. Multifunction socket in the garage.

### MORE COMFORTABLE TO GET ON.

**XL door:** useful clearance 620 mm; two-point door with central locking; integrated dustbin; Window with blind.





## CHASSIS

Mechanics 140 HP.  
Manual cab climate control;  
Double airbag;  
ESC;  
Traction +;  
Cruise Control;  
16" alloy wheels  
Composite suspension;  
Radiator grill, black headlights;  
White bumper (Kea P);  
Steering wheel radio controls;  
DAB Radio presetting with  
steering wheel controls..



## EXTERIORS

Two-part XL door with window;  
Living unit entrance door and window  
fly screen;  
Central locking;  
Exterior light;  
Skydome panoramic roof (P version)  
Rear bed skylight;  
Openable band with maxi-garage;  
Heated tank;  
Heated floor;  
Garage lighting;  
220 V socket in the garage



## INTERIORS

Bathroom/sleeping area partition wooden  
doors;  
Floor hatch;  
Soft touch roof;  
Reinforced ABS shower tray with wooden  
platform;  
Truma Combi 6 heating  
CP Plus Control;  
Sockets with USB input;  
TV holder;  
Speakers in living unit;  
Folding top table;  
Extension for twin beds (P86; I86)  
Windows in the sleeping area;  
Cab pleated blind.



## PRESTIGE

Imitation and fabric, standard



## PRESTIGE BROWN

Imitation and fabric, standard





**THE TRADITION OF ELEGANCE.  
ON HOLIDAY WITH AN INTRINSIC  
SENSE OF COMFORT.**

**Kea M** invites you to fully enjoy your motorhome holiday thanks to its intrinsic sense of comfort. **Modern and refined**, it carries on the tradition of elegance of a historical range. Autonomy, living space, attention to detail: **there are all the elements to be surrounded by class.**

Always appreciated for its welcoming and comfortable interiors and its top-class level of fittings, **Kea's range of overcabs offers modern design and high level functionality.** And, in addition, enjoyable living spaces accompanied by a great attention to the functionality of the environments: elements that have formed, over time, the precious identity of Mobilvetta, a history of continuous technological innovation, a perfect balance between product renewal and constant fidelity to a timeless design.

**A perfect synthesis of great living comfort, guaranteed fun while travelling and unforgettable moments of pleasure for the whole family.**  
**A best-selling range.**

# Kea M

STANDING OUT IN CLASS

The specifications contained herein may refer to only certain models of the range.









**LIVING SPACES AND ATTENTION TO DETAIL**

A holiday in a motorhome has the taste of freedom and the warmth of being together. The interior expresses elegance and offers livability at the highest level: the dinette integrates perfectly with the cab seats that turn and create a unique environment for appeal and functionality. The sofas offer comfortable ergonomic seats padded with differentiated density with adjustable headrests and a lower part protected by elegant cover panels. When travelling or parked, the dinette island table with 360° rotation allows you to share the space with your loved ones in the best way possible.

**SPACE WHERE AND HOW NECESSARY.**

Great living spaces accompanied by functionality and aesthetic impact of the environments. Everything to make you feel well in your motorhome: the floor hatches for additional stowage, the compartment in the sofa in the dinette, the extractable equipped column in the access area (Kea M76).

**PURE PLEASURE IN A MOTORHOME.**

The technology you need to relax and share great moments with those you love: a diffused light with adjustable intensity via a single dimmer switch, USB sockets to charge your technological devices, a TV holder with extensible and adjustable arm.





IN THE NAME OF LIVABILITY.

Cooking in complete relaxation, just like at home, is possible thanks to large work surfaces, drawers with automatic soft closure and integrated cutlery tray, storage compartment for the cutting board, sliding basket for easily extracting what you need, baskets for storing all the equipment in order, the wall equipped for paper roll and accessories with LED light profile.

All in a style that knows how to be appreciated beyond the fads, with fine materials and solutions such as the scratch-resistant laminate top with built-in mirrored stainless steel sink or the methacrylate panel to protect the kitchen window from splashes, beautiful but also easy to clean. The equipment is completed by the extractor hood and the large fridge.






## SENSE OF EXCLUSIVITY

Kea M rooms are born in the name of brightness, airiness and style with particular attention to life on board

The soft touch padded roof protects and insulates you from noise and cold while sleeping, the panoramic skylight with mosquito net and blind give you more air on hot summer evenings or the privilege of a glimpse of the starry sky. You can sleep tightly on ergonomic mattresses with honeycomb fabric bottom and slatted bases for proper breathability and sweet dreams.

## A STYLE THAT WINKS AT LIVING SPACE

and privacy on board with extremely capacious wall units with rounded doors, practical and elegant storage shelves, steps that can be opened for stowage and covered with soft carpeting. The bed in the overcab can be raised with pistons for a better livability of the living area and is equipped with two side windows to guarantee light and air.



LED spotlights in the sleeping area to read a book without disturbing fellow travellers, courtesy marker lights on the floor for orientation if you move in the motorhome at night indirect lighting for pleasant and warm atmospheres.




**THE PLEASURE OF LIVING WITH  
REFINEMENT AND PRACTICALITY IN EVERY  
SPACE.**

The distinctive design of the wooden furniture with aluminium finishes, the scratch-resistant laminate top and the mirrored steel washbasin.

The excellent living space of an environment full of equipment and accessories: integrated ceramic toothbrush and soap holder, the towel holder at hand under the washbasin top, the wooden shower platform that protects the surface and increases the useful surface, the 220 V socket for hair dryer or electric shaver.

The great comfort of an airy and functional environment thanks to the large window, the shower with skylight, LED spotlights and the practical concealed hanger.





## FOR DEMANDING CUSTOMERS, WHO SEEK EXCELLENCE

**Stylistic elegance, a distinctive personality and modern exterior lines characterize the range of Mobilvetta overcabs.**

**Technology and high-performance materials combine with aesthetics in the right balance for a high-end motorhome.**

The upper roof cover descends "like a shell" to connect directly to the walls for a more fluid and streamlined appearance, as well as greater coverage and insulation

The overcab is formed by a 33 mm thick external fibreglass sandwich panel roof that joins the lower part to an extremely resistant structural plane. The fiberglass walls ensure excellent insulation thanks to the polystyrene extruded material inside.

Rear terminal in abs, anthracite grey, which houses the lights: vertical LED lights, clearance lights and third stop light. Direction indicator with dynamic system. It is not only a matter of style, being clearly visible is also an advantage for your safety. Openable aluminium strips with maxi-garage for a dynamic style that does not go unnoticed.



### CHASSIS

Mechanics 140 HP.  
Manual cab climate control;  
Double airbag;  
Cruise Control;  
Radiator grille, skid plate and black headlights;  
White painted bumper;

### EXTERIORS

Seitz windows;  
Living unit entrance door and window fly screen;  
Two-part door with central locking;  
Exterior light;  
Overcab with side window;  
Rear bed skylight;  
Openable band with maxi-garage;  
Heated tank;  
External water intake (hot/cold);  
Multifunction SAT TV socket 12/220 V;  
Thermal blind.

### INTERIORS

Extractor hood;  
Bathroom/sleeping area partition doors (M76);  
Floor hatch;  
Soft touch roof;  
Brightness dimmer;  
Wooden shower platform;  
Truma Combi 6 heating;  
CP Plus Control;  
Sockets with USB input;  
TV holder with extensible arm;  
Removable equipped column at the entrance;  
Twin beds extension (M76).



### MOBY

Fabric and imitation leather  
Standard



### COMFORT GREY

Imitation leather  
Optional



### PRESTIGE

Imitation leather  
Optional



### MADRAS

Genuine leather  
Optional





# TECHNICAL DATA





WEIGHT    **K-YACHT TEKNO DESIGN 79**    **K-YACHT TEKNO DESIGN 85**    **K-YACHT TEKNO DESIGN 89**

Chassis				
Mechanical unit	-	FIAT DUCATO - EURO 6D	FIAT DUCATO - EURO 6D	FIAT DUCATO - EURO 6D
Engine, Power hp	-	2,3 MJ 140 HP	2,3 MJ 140 HP	2,3 MJ 140 HP
Maximum technically permissible weight (Kg)	-	3500	3500	3500
Weight unladen in running conditions (Kg)	-	3120 - 3150	3120 - 3160	3120 - 3150
Pay Load (Kg)	-	350 - 380	340 - 380	350 - 380
Wheelbase (mm)	-	4035	4035	4035
Maximum towable weight (kg)	-	2000	2000	2000
Wheels dimensions	-	16" WITH ALLOY WHEELS	16" WITH ALLOY WHEELS	16" WITH ALLOY WHEELS
Dimensions and places				
External lenght (mm)	-	7440	7440	7440
External width (mm)	-	2350	2350	2350
External height(mm)	-	2890	2890	2890
Internal height (mm)	-	2000	2000	2000
Homologated seats	-	4	4	4
Berths (optional dinette)	-	4	4	4
Rear Bed (cm)	1	140X190	R 82X191/207 L 82X191/207	140X190
Overcab bed (cm) / Elevating Bed (cm)	-	-- / 138,5X193	-- / 138,5X193	-- / 138,5X193
Additional seat rear bed	-	--	S	--
Auxiliary bed in dinette	-	--	--	--
Dimensions Auxiliary bed in Dinette (cm)	-	--	--	--

	WEIGHT	K-YACHT TEKNO DESIGN 79	K-YACHT TEKNO DESIGN 85	K-YACHT TEKNO DESIGN 89
Chassis equipments				
Manual air conditioning	-	S	S	S
Driver and Passenger airbag	- / -	S / S	S / S	S / S
Cruise Control with speed limiter	-	S	S	S
ABS / ASP + ASR	- / -	S / S	S / S	S / S
ESC / Traction+	- / -	S / S	S / S	S / S
Swivelling driver' and passenger's seat	-	S	S	S
Cab seat covers	-	--	--	--
Automatic gear	33	O	O	O
Painted cab	-	WHITE	WHITE	WHITE
Painted front bumper	-	--	--	--
DRL (Day runnig light) / Antifog lights	-	S / --	S / --	S / --
Bluetooth radio / Steering wheel radio controls	- / - / -	S / - / S	S / - / S	S / - / S
Dimensions				
Locker (useful opening, cm)	-	91X115	91X115	91X115
Max. internal garage height (cm)	-	105	119	105
Floor / walls / roof thickness (mm)	-	22-38 / 33 / 33	22-38 / 33 / 33	22-38 / 33 / 33
Floor / walls / roof material (mm)	-	VTR / VTR / VTR	VTR / VTR / VTR	VTR / VTR / VTR
Fiberglass roof, hail-proof	-	S	S	S
Installations				
Burners / Gas oven / Suction hood	- / 14 / -	3 / O / S	3 / O / S	3 / O / S
Tank capacity : clear water / wastewater (L**)	-	20 (115) / 115	20 (118) / 110	20 (118) / 110
Automatic trivalent fridge ( 220V, 12V, gas ) (L)	-	150	150	150
Standard heating system	-	Combi 6KW - CP PLUS	Combi 6KW - CP PLUS	Combi 6KW - CP PLUS
Space for 2 gas bottles (tot. Max 15 Kg)	-	S	S	S
Bathroom window (double opaque glass)	-	--	S	S
Shower tray with double drain	-	--	--	--
Integrated and isolated entry step	- / 4	S / O	S / O	S / O
Heated garage locker	-	S	S	S
Storage compartment floor hatch	-	S	S	S
Technical double floor / Front through storage	-	S / --	S / --	S / --
Skylight				
Panoramic roof (mm)	-	--	--	--
Rear skylight (mm)	-	700X500	700X500	700X500
Central skylight (mm)	-	400X400	400X400	400X400
Dinette skylight (mm)	-	700X500	700X500	700X500
Skylight toilette/shower (mm)	-	400X400 / 280X280	400X400 / 280X280	400X400 / 280X280
400x400 skylight (mm) with fan	1	O	O	O
Double-glazed windows with blind / mosquito net	-	S	S	S
Equipments				
Pleated cab blind	-	S	S	S
Cab / body carpet	- / 10	S / O	S / O	S / O
Rear bed height adjustment	-	S	--	S
Beds with staves	-	S	S	S
Swivelling LCD holder	-	S	S	S
Internal LED lightening	-	S	S	S
Exteriors				
Rear camera with monitor integrated in the rear mirror	1	O	O	O
Solar Panel (fitted) with regulator	11	O	O	O
Entrance door with fixed window	-	S	S	S
Flyscreen for entrance door	-	S	S	S
Entrance door with two central locking points	-	S	S	S
XL Entrance door with two central locking points	-	--	--	--
Strip opening with locker / Front through storage	-	S / --	S / --	S / --
External LED light	-	S	S	S

S= standard   O=optional   - = not available   VTR= Fiberglas  
\*\*To increase the vehicle payload, when travelling it is possible to reduce the fresh water tank capacity to approx. 20 lt.

The mass in running order includes the weight of the empty base vehicle, of the driver (75 kg), 100% of the fuel (60-l tank), fresh water (tank filled with 20 l while travelling), and aluminium gas cylinders (max.15 kg) filled to 90% of their capacity, and tolerance specified in the type-approval (+/- 5%) (2007/46/EC). Anything not included in the standard version of the vehicle, both living unit and chassis, results in an increase in weight in running order with resulting decreased payload up to the possible reduction of approved seats in the case of the total weight for the available payload value. The available payloads result from the difference between maximum permissible mass and running order mass and have a tolerance of 5%. During the purchase phase it is necessary to check the weight of the options to be installed on the vehicle.





WEIGHT      **K-YACHT TEKNOLINE 80**      **K-YACHT TEKNOLINE 85**      **K-YACHT TEKNOLINE 86**

Chassis				
Mechanical unit	-	FIAT DUCATO - EURO 6D	FIAT DUCATO - EURO 6D	FIAT DUCATO - EURO 6D
Engine, Power hp	-	2,3 MJ 140 HP	2,3 MJ 140 HP	2,3 MJ 140 HP
Maximum technically permissible weight (Kg)	-	3500	3500	3500
Weight unladen in running conditions (Kg)	-	3095 - 3165	3115 - 3160	3115 - 3160
Pay Load (Kg)	-	335 - 405	340 - 385	340 - 385
Wheelbase (mm)	-	3800	4035	4035
Maximum towable weight (kg)	-	2000	2000	2000
Wheels dimensions	-	16" WITH ALLOY WHEELS	16" WITH ALLOY WHEELS	16" WITH ALLOY WHEELS
Dimensions and places				
External lenght (mm)	-	6990	7380	7430
External width (mm)	-	2350	2350	2890 / 2000
External height(mm)	-	2890	2890	2890
Internal height (mm)	-	2000	2000	2000
Homologated seats	-	4	4	4
Berths (optional dinette)	-	4	4	4
Rear Bed (cm)	1	145X196	R 82X204 L 82X191	R 82X204 L 82X191
Overcab bed (cm) / Elevating Bed (cm)	-	-- /138,5X193	-- /138,5X193	-- /138,5X193
Additional seat rear bed	-	--	S	S
Auxiliary bed in dinette	-	O	O	--
Dimensions Auxiliary bed in Dinette (cm)	-	105X210	115X210	--

	WEIGHT	K-YACHT TEKNOLINE 80	K-YACHT TEKNOLINE 85	K-YACHT TEKNOLINE 86
Chassis equipments				
Manual air conditioning	-	S	S	S
Driver and Passenger airbag	-/-	S/S	S/S	S/S
Cruise Control with speed limiter	-	S	S	S
ABS/ ASP + ASR	-/-	S/S	S/S	S/S
ESC / Traction+	-/-	S/S	S/S	S/S
Swivelling driver' and passenger's seat	-	S	S	S
Cab seat covers	-	--	--	--
Automatic gear	33	O	O	O
Painted cab	-	WHITE	WHITE	WHITE
Painted front bumper	-	--	--	--
DRL (Day runnig light) / Antifog lights	-	S/--	S/--	S/--
Bluetooth radio / Steering wheel radio controls	-/-/-	O/O/S	O/O/S	O/O/S
Dimensions				
Locker (useful opening, cm)	-	R 71X79 L 71X60	91X115	91X115
Max. internal garage height (cm)	-	64	122	122
Floor / walls / roof thickness (mm)	-	54-12 / 33 / 33	54-12 / 33 / 33	54-12 / 33 / 33
Floor / walls / roof material (mm)	-	VTR / VTR / VTR	VTR / VTR / VTR	VTR / VTR / VTR
Fiberglass roof, hail-proof	-	S	S	S
Installations				
Burners / Gas oven / Suction hood	- /14/-	3 / O / S	3 / O / S	3 / O / S
Tank capacity : clear water / wastewater (L**)	-	20 (118) / 100	20 (118) / 100	20 (88) / 100
Automatic trivalent fridge ( 220V, 12V, gas ) (L)	-	150	150	150
Standard heating system	-	COMBI 6KW - CP PLUS	COMBI 6KW - CP PLUS	COMBI 6KW - CP PLUS
Space for 2 gas bottles (tot. Max 15 Kg)	-	S	S	S
Bathroom window (double opaque glass)	-	S	S	S
Shower tray with double drain	-	--	--	--
Integrated and isolated entry step	- / 4	S / O	S / O	S / O
Heated garage locker	-	S	S	S
Storage compartment floor hatch	-	S	S	S
Technical double floor / Front through storage	-	S / --	S / --	S / --
Skylight				
Panoramic roof (mm)	-	--	--	--
Rear skylight (mm)	-	700X500	700X500	700X500
Central skylight (mm)	-	400X400	--	--
Dinette skylight (mm)	-	700X500	900X600	900X600
Skylight toilette/shower (mm)	-	280X280	280X280 / 280X280	280X280 / 280X280
400x400 skylight (mm) with fan	1	O	--	--
Double-glazed windows with blind / mosquito net	-	S	S	S
Equipments				
Pleated cab blind	-	S	S	S
Cab / body carpet	- /10	S / O	S / O	S / O
Rear bed height adjustment	-	--	--	--
Beds with staves	-	S	S	S
Swivelling LCD holder	-	S	S	S
Internal LED lightening	-	S	S	S
Exteriors				
Rear camera with monitor integrated in the rear mirror	1	O	O	O
Solar Panel (fitted) with regulator	11	O	O	O
Entrance door with fixed window	-	S	S	S
Flyscreen for entrance door	-	S	S	S
Entrance door with two central locking points	-	S	S	S
XL Entrance door with two central locking points	-	--	--	--
Strip opening with locker / Front through storage	-	S / --	S / --	S / --
External LED light	-	S	S	S

S= standard O=optional - = not available VTR= Fiberglas  
\*\*To increase the vehicle payload, when travelling it is possible to reduce the fresh water tank capacity to approx. 20 lt.

The mass in running order includes the weight of the empty base vehicle, of the driver (75 kg), 100% of the fuel (60-l tank), fresh water (tank filled with 20 l while travelling), and aluminium gas cylinders (max15 kg) filled to 90% of their capacity, and tolerance specified in the type-approval (+/- 5%) (2007/46/EC). Anything not included in the standard version of the vehicle, both living unit and chassis, results in an increase in weight in running order with resulting decreased payload up to the possible reduction of approved seats in the case of the total weight for the available payload value. The available payloads result from the difference between maximum permissible mass and running order mass and have a tolerance of 5%. During the purchase phase it is necessary to check the weight of the options to be installed on the vehicle.





K-YACHT TEKNOLINE 89

K-YACHT TEKNOLINE 90

WEIGHT			
Chassis			
Mechanical unit	-	FIAT DUCATO - EURO 6D	FIAT DUCATO - EURO 6D
Engine, Power hp	-	2,3 MJ 140 HP	2,3 MJ 140 HP
Maximum technically permissible weight (Kg)	-	3500	3500
Weight unladen in running conditions (Kg)	-	3115 - 3160	3115 - 3160
Pay Load (Kg)	-	340 - 385	340 - 385
Wheelbase (mm)	-	4035	4035
Maximum towable weight (kg)	-	2000	2000
Wheels dimensions	-	16" WITH ALLOY WHEELS	16" WITH ALLOY WHEELS
Dimensions and places			
External lenght (mm)	-	7430	7540
External width (mm)	-	2890 / 2000	2350
External height(mm)	-	2890	2890
Internal height (mm)	-	2000	2000
Homologated seats	-	4	4
Berths (optional dinette)	-	4	4
Rear Bed (cm)	1	140X190	160X190
Overcab bed (cm) / Elevating Bed (cm)	-	-- / 138,5X193	-- / 138,5X193
Additional seat rear bed	-	--	--
Auxiliary bed in dinette	-	O	--
Dimensions Auxiliary bed in Dinette (cm)	-	110X210	--

	WEIGHT	K-YACHT TEKNOLINE 89	K-YACHT TEKNOLINE 90
Chassis equipments			
Manual air conditioning	-	S	S
Driver and Passenger airbag	- / -	S / S	S / S
Cruise Control with speed limiter	-	S	S
ABS / ASP + ASR	- / -	S / S	S / S
ESC / Traction+	- / -	S / S	S / S
Swivelling driver' and passenger's seat	-	S	S
Cab seat covers	-	--	--
Automatic gear	33	O	O
Painted cab	-	WHITE	WHITE
Painted front bumper	-	--	--
DRL (Day runnig light) / Antifog lights	-	S / --	S / --
Bluetooth radio / Steering wheel radio controls	- / - / -	O / O / S	O / O / S
Dimensions			
Locker (useful opening, cm)	-	91X115	91X115
Max. internal garage height (cm)	-	122	115
Floor / walls / roof thickness (mm)	-	54-12 / 33 / 33	54-12 / 33 / 33
Floor / walls / roof material (mm)	-	VTR / VTR / VTR	VTR / VTR / VTR
Fiberglass roof, hail-proof	-	S	S
Installations			
Burners / Gas oven / Suction hood	- / 14 / -	3 / O / S	3 / O / S
Tank capacity : clear water / wastewater (L**)	-	20 (118) / 100	20 (88) / 100
Automatic trivalent fridge ( 220V, 12V, gas ) (L)	-	150	150
Standard heating system	-	COMBI 6KW - CP PLUS	COMBI 6KW - CP PLUS
Space for 2 gas bottles (tot. Max 15 Kg)	-	S	S
Bathroom window (double opaque glass)	-	S	S
Shower tray with double drain	-	--	--
Integrated and isolated entry step	- / 4	S / O	S / O
Heated garage locker	-	S	S
Storage compartment floor hatch	-	S	S
Technical double floor / Front through storage	-	S / --	S / --
Skylight			
Panoramic roof (mm)	-	--	--
Rear skylight (mm)	-	700X500	700X500
Central skylight (mm)	-	--	--
Dinette skylight (mm)	-	900X600	900X600
Skylight toilette/shower (mm)	-	280X280 / 280X280	280X280 / 280X280
400x400 skylight (mm) with fan	1	--	--
Double-glazed windows with blind / mosquito net	-	S	S
Equipments			
Pleated cab blind	-	S	S
Cab / body carpet	- / 10	S / O	S / O
Rear bed height adjustment	-	S	S
Beds with staves	-	S	S
Swivelling LCD holder	-	S	S
Internal LED lightening	-	S	S
Exteriors			
Rear camera with monitor integrated in the rear mirror	1	O	O
Solar Panel (fitted) with regulator	11	O	O
Entrance door with fixed window	-	S	S
Flyscreen for entrance door	-	S	S
Entrance door with two central locking points	-	S	S
XL Entrance door with two central locking points	-	--	--
Strip opening with locker / Front through storage	-	S / --	S / --
External LED light	-	S	S

S= standard O=optional - = not available VTR= Fiberglas  
\*\*To increase the vehicle payload, when travelling it is possible to reduce the fresh water tank capacity to approx. 20 lt.

The mass in running order includes the weight of the empty base vehicle, of the driver (75 kg), 100% of the fuel (60-l tank), fresh water (tank filled with 20 l while travelling), and aluminium gas cylinders (max.15 kg) filled to 90% of their capacity, and tolerance specified in the type-approval (+/- 5%) (2007/46/EC). Anything not included in the standard version of the vehicle, both living unit and chassis, results in an increase in weight in running order with resulting decreased payload up to the possible reduction of approved seats in the case of the total weight for the available payload value. The available payloads result from the difference between maximum permissible mass and running order mass and have a tolerance of 5%. During the purchase phase it is necessary to check the weight of the options to be installed on the vehicle.





	WEIGHT	KROSSER P70	KROSSER P86	KROSSER P90
Chassis				
Mechanical unit	-	FIAT DUCATO - EURO 6D	FIAT DUCATO - EURO 6D	FIAT DUCATO - EURO 6D
Engine, Power hp	-	2,3 MJ 140 HP	2,3 MJ 140 HP	2,3 MJ 140 HP
Maximum technically permissible weight (Kg)	-	3500	3500	3500
Weight unladen in running conditons (Kg)*	-	3103 - 3157	3103 - 3157	3103 - 3157
Pay Load (Kg)	-	397 - 343	397 - 343	397 - 343
Wheelbase (mm)	-	4035	4035	4035
Maximum towable weight (kg)	-	2000	2000	2000
Wheels dimensions	-	16" WITH ALLOY WHEELS	16" WITH ALLOY WHEELS	16" WITH ALLOY WHEELS
Dimensions and places				
External lenght (mm)	-	7470	7470	7470
External width (mm)	-	7470 / 2350	7470 / 2350	2350
External height(mm)	-	3050	3050	3050
Internal height (mm)	-	2080	2080	2080
Homologated seats	-	4	4	4
Berths (optional dinette)	-	4 (5)	4 (5)	4 (5)
Rear Bed (cm)	1	215X135	R 80X200 L 80X195	190X150
Overcab bed (cm) / Elevating Bed (cm)	-	-- / O (190X133/124)	-- / O (190X128/107)	-- / O (190X128/107)
Additional seat rear bed	-	--	S	--
Auxiliary bed in dinette	-	--	--	--
Dimensions Auxiliary bed in Dinette (cm)	-	216,5X106 (with elevanting bed)	216,5X98,5 (with elevanting bed)	216,5X98,5 (with elevanting bed)

\*IT INCLUDES THE ELEVANTING BED

	WEIGHT	KROSSER P70	KROSSER P86	KROSSER P90
Chassis equipments				
Manual air conditioning	-	S	S	S
Driver and Passenger airbag	- / -	S / S	S / S	S / S
Cruise Control with speed limiter	-	S	S	S
ABS / ASP + ASR	- / -	S / S	S / S	S / S
ESC / Traction+	- / -	S / O	S / O	S / O
Swivelling driver' and passenger's seat	-	S	S	S
Cab seat covers	-	S	S	S
Automatic gear	33	O	O	O
Painted cab	-	WHITE	WHITE	WHITE
Painted front bumper	-	WHITE	WHITE	WHITE
DRL (Day runnig light) / Antifog lights	-	O / O	O / O	O / O
Bluetooth radio / Steering wheel radio controls	- / - / -	O / O / S	O / O / S	O / O / S
Dimensions				
Locker (useful opening, cm)	-	R 130X102(72) L 130X102(72)	R 130X102(72) L 130X102(72)	R 130X102(72) L 130X102(72)
Max. internal garage height (cm)	-	135	119	119
Floor / walls / roof thickness (mm)	-	38-22 / 31 / 31	38-22 / 31 / 31	38-22 / 31 / 31
Floor / walls / roof material (mm)	-	VTR / VTR / VTR	VTR / VTR / VTR	VTR / VTR / VTR
Fiberglass roof, hail-proof	-	S	S	S
Installations				
Burners / Gas oven / Suction hood	- /14/-	3 / O / --	3 / O / --	3 / O / --
Tank capacity : clear water / wastewater (L**)	-	20 (80) / 80	20 (80) / 80	20 (80) / 80
Automatic trivalent fridge ( 220V, 12V, gas ) (L)	-	150	150	150
Standard heating system	-	COMBI 6KW - CP PLUS	COMBI 6KW - CP PLUS	COMBI 6KW - CP PLUS
Space for 2 gas bottles (tot. Max 15 Kg)	-	S	S	S
Bathroom window (double opaque glass)	-	--	--	--
Shower tray with double drain	-	S	S	S
Integrated and isolated entry step	- / 4	-- / --	-- / --	-- / --
Heated garage locker	-	S	S	S
Storage compartment floor hatch	-	S	S	S
Technical double floor / Front through storage	-	-- / S	-- / S	-- / S
Skylight				
Panoramic roof (mm)	-	S	S	S
Rear skylight (mm)	-	700X500	700X500	700X500
Central skylight (mm)	-	400X400	400X400	400X400
Dinette skylight (mm)	-	900x655 (with elevanting bed)	900x655 (with elevanting bed)	900x655 (with elevanting bed)
Skylight toilette/shower (mm)	-	400X400 / --	400X400 / --	400X400 / --
400x400 skylight (mm) with fan	1	S	S	S
Double-glazed windows with blind / mosquito net	-	S	S	S
Equipments				
Pleated cab blind	-	S	S	S
Cab / body carpet	- / 10	S / O	S / O	S / O
Rear bed height adjustment	-	--	--	--
Beds with staves	-	S	S	S
Swivelling LCD holder	-	S	S	S
Internal LED lightening	-	S	S	S
Exteriors				
Rear camera with monitor integrated in the rear mirror	1	O	O	O
Solar Panel (fitted) with regulator	11	O	O	O
Entrance door with fixed window	-	S	S	S
Flyscreen for entrance door	-	S	S	S
Entrance door with two central locking points	-	--	--	--
XL Entrance door with two central locking points	-	S	S	S
Strip opening with locker / Front through storage	-	-- / S	-- / S	-- / S
External LED light	-	S	S	S

S= standard O=optional - = not available VTR= Fiberglas  
\*\*To increase the vehicle payload, when travelling it is possible to reduce the fresh water tank capacity to approx. 20 lt.

The mass in running order includes the weight of the empty base vehicle, of the driver (75 kg), 100% of the fuel (60-l tank), fresh water (tank filled with 20 l while travelling), and aluminium gas cylinders (max.15 kg) filled to 90% of their capacity, and tolerance specified in the type-approval (+/- 5%) (2007/46/EC). Anything not included in the standard version of the vehicle, both living unit and chassis, results in an increase in weight in running order with resulting decreased payload up to the possible reduction of approved seats in the case of the total weight for the available payload value. The available payloads result from the difference between maximum permissible mass and running order mass and have a tolerance of 5%. During the purchase phase it is necessary to check the weight of the options to be installed on the vehicle.





	WEIGHT	KEA i67	KEA i86	KEA i90
Chassis				
Mechanical unit	-	FIAT DUCATO - EURO 6D	FIAT DUCATO - EURO 6D	FIAT DUCATO - EURO 6D
Engine, Power hp	-	2,3 MJ 140 HP	2,3 MJ 140 HP	2,3 MJ 140 HP
Maximum technically permissible weight (Kg)	-	3500	3500	3500
Weight unladen in running conditions (Kg)	-	3078	3157	3157
Pay Load (Kg)	-	422	343	343
Wheelbase (mm)	-	3800	4035	4035
Maximum towable weight (kg)	-	2000	2000	2000
Wheels dimensions	-	16" WITH ALLOY WHEELS	16" WITH ALLOY WHEELS	16" WITH ALLOY WHEELS
Dimensions and places				
External lenght (mm)	-	6990	7470	7470
External width (mm)	-	2350	2350	2350
External height(mm)	-	2950	2950	2950
Internal height (mm)	-	2080	2080	2080
Homologated seats	-	4	4	4
Berths (optional dinette)	-	4	4	4
Rear Bed (cm)	1	215x135(132)	R 198X80 L 200,5X80	194X150
Overcab bed (cm) / Elevating Bed (cm)	-	-- / 185x134	-- / 135X190	-- / 135X190
Additional seat rear bed	-	--	S	--
Auxiliary bed in dinette	-	--	--	--
Dimensions Auxiliary bed in Dinette (cm)	-	216x73	212X83	212X83

	WEIGHT	KEA i67	KEA i86	KEA i90
Chassis equipments				
Manual air conditionning	-	S	S	S
Driver and Passenger airbag	- / -	S / S	S / S	S / S
Cruise Control with speed limiter	-	S	S	S
ABS / ASP + ASR	- / -	S / S	S / S	S / S
ESC / Traction+	- / -	S / S	S / S	S / S
Swivelling driver' and passenger's seat	-	S	S	S
Cab seat covers	-	S	S	S
Automatic gear	33	O	O	O
Painted cab	-	WHITE	WHITE	WHITE
Painted front bumper	-	--	--	--
DRL (Day runnig light) / Antifog lights	-	S / --	S / --	S / --
Bluetooth radio / Steering wheel radio controls	- / - / -	O / O / O (PRED. RADIO DAB)	O / O / O (PRED. RADIO DAB)	O / O / O (PRED. RADIO DAB)
Dimensions				
Locker (useful opening, cm)	-	1170x1020(720) - 1170x1020(720)	1170X870(720) - 1170X870(720)	1170X870(720) - 1170X870(720)
Max. internal garage height (cm)	-	122	119,5	122
Floor / walls / roof thickness (mm)	-	54 / 31 / 31	54 / 31 / 31	54 / 31 / 31
Floor / walls / roof material (mm)	-	VTR / VTR / VTR	VTR / VTR / VTR	VTR / VTR / VTR
Fiberglass roof, hail-proof	-	S	S	S
Installations				
Burners / Gas oven / Suction hood	- /14/-	3 / O / --	3 / O / --	3 / O / --
Tank capacity : clear water / wastewater (L**)	-	20 (88) / 100	20 (88) / 100	20 (88) / 100
Automatic trivalent fridge ( 220V, 12V, gas ) (L)	-	150	150	150
Standard heating system	-	COMBI 6KW - CP PLUS	COMBI 6KW - CP PLUS	COMBI 6KW - CP PLUS
Space for 2 gas bottles (tot. Max 15 Kg)	-	S	S	S
Bathroom window (double opaque glass)	-	--	--	--
Shower tray with double drain	-	S	S	S
Integrated and isolated entry step	- / 4	-- / --	-- / --	-- / --
Heated garage locker	-	S	S	S
Storage compartment floor hatch	-	S	S	S
Technical double floor / Front through storage	-	-- / --	-- / --	-- / --
Skylight				
Panoramic roof (mm)	-	--	--	--
Rear skylight (mm)	-	700X500	700X500	700X500
Central skylight (mm)	-	400X400 with fan	400X400 with fan	400X400 with fan
Dinette skylight (mm)	-	700X500	700X500	700X500
Skylight toilette/shower (mm)	-	400X400 / --	400X400 / 280X280	400X400 / 280X280
400x400 skylight (mm) with fan	1	O	O	O
Double-glazed windows with blind / mosquito net	-	S	S	S
Equipments				
Pleated cab blind	-	S	S	S
Cab / body carpet	- / 10	S / O	S / O	S / O
Rear bed height adjustment	-	--	--	--
Beds with staves	-	S	S	S
Swivelling LCD holder	-	S	S	S
Internal LED lightening	-	S	S	S
Exteriors				
Rear camera with monitor integrated in the rear mirror	1	O	O	O
Solar Panel (fitted) with regulator	11	O	O	O
Entrance door with fixed window	-	S	S	S
Flyscreen for entrance door	-	S	S	S
Entrance door with two central locking points	-	--	--	--
XL Entrance door with two central locking points	-	S	S	S
Strip opening with locker / Front through storage	-	S / --	S / --	S / --
External LED light	-	S	S	S

S= standard O=optional - = not available VTR= Fiberglas  
\*\*To increase the vehicle payload, when travelling it is possible to reduce the fresh water tank capacity to approx. 20 lt.

The mass in running order includes the weight of the empty base vehicle, of the driver (75 kg), 100% of the fuel (60-l tank), fresh water (tank filled with 20 l while travelling), and aluminium gas cylinders (max.15 kg) filled to 90% of their capacity, and tolerance specified in the type-approval (+/- 5%) (2007/46/EC). Anything not included in the standard version of the vehicle, both living unit and chassis, results in an increase in weight in running order with resulting decreased payload up to the possible reduction of approved seats in the case of the total weight for the available payload value. The available payloads result from the difference between maximum permissible mass and running order mass and have a tolerance of 5%. During the purchase phase it is necessary to check the weight of the options to be installed on the vehicle.





	WEIGHT	KEA P67	KEA P86	KEA P90
Chassis				
Mechanical unit	-	FIAT DUCATO - EURO 6D	FIAT DUCATO - EURO 6D	FIAT DUCATO - EURO 6D
Engine, Power hp	-	2,3 MJ 140 HP	2,3 MJ 140 HP	2,3 MJ 140 HP
Maximum technically permissible weight (Kg)	-	3500	3500	3500
Weight unladen in running conditions (Kg)*	-	3078	3157	3157
Pay Load (Kg)	-	422	343	343
Wheelbase (mm)	-	3800	4035	4035
Maximum towable weight (kg)	-	2000	2000	2000
Wheels dimensions	-	16" WITH ALLOY WHEELS	16" WITH ALLOY WHEELS	16" WITH ALLOY WHEELS
Dimensions and places				
External lenght (mm)	-	6990	7470	7470
External width (mm)	-	2350	2350	2350
External height(mm)	-	2950	2950	2950
Internal height (mm)	-	2080	2080	2080
Homologated seats	-	4	4	4
Berths (optional dinette)	-	4	4	4
Rear Bed (cm)	1	215x135(132)	R 198X80 L 200,5X80	194X150
Overcab bed (cm) / Elevating Bed (cm)	-	-- / 190x128(107)	-- / 190X128 (107)	-- / 190X128 (107)
Additional seat rear bed	-	--	S	--
Auxiliary bed in dinette	-	--	--	--
Dimensions Auxiliary bed in Dinette (cm)	-	216x73	212X985(835)	212X985(835)

\*IT INCLUDES THE ELEVANTING BED

	WEIGHT	KEA P67	KEA P86	KEA P90
Chassis equipments				
Manual air conditioning	-	S	S	S
Driver and Passenger airbag	- / -	S / S	S / S	S / S
Cruise Control with speed limiter	-	S	S	S
ABS / ASP + ASR	- / -	S / S	S / S	S / S
ESC / Traction+	- / -	S / S	S / S	S / S
Swivelling driver' and passenger's seat	-	S	S	S
Cab seat covers	-	S	S	S
Automatic gear	33	O	O	O
Painted cab	-	WHITE	WHITE	WHITE
Painted front bumper	-	WHITE	WHITE	WHITE
DRL (Day runnig light) / Antifog lights	-	O / O	O / O	O / O
Bluetooth radio / Steering wheel radio controls	- / - / -	O / O / S	O / O / S	O / O / S
Dimensions				
Locker (useful opening, cm)	-	1170x1020(720) - 1170x1020(720)	1170X870(720) - 1170X870(720)	1170X870(720) - 1170X870(720)
Max. internal garage height (cm)	-	122	119,5	122
Floor / walls / roof thickness (mm)	-	54 / 31 / 31	54 / 31 / 31	54 / 31 / 31
Floor / walls / roof material (mm)	-	VTR / VTR / VTR	VTR / VTR / VTR	VTR / VTR / VTR
Fiberglass roof, hail-proof	-	S	S	S
Installations				
Burners / Gas oven / Suction hood	- /14/-	3 / O / --	3 / O / --	3 / O / --
Tank capacity : clear water / wastewater (L**)	-	20 (88) / 100	20 (88) / 100	20 (88) / 100
Automatic trivalent fridge ( 220V, 12V, gas ) (L)	-	150	150	150
Standard heating system	-	COMBI 6KW - CP PLUS	COMBI 6KW - CP PLUS	COMBI 6KW - CP PLUS
Space for 2 gas bottles (tot. Max 15 Kg)	-	S	S	S
Bathroom window (double opaque glass)	-	--	--	--
Shower tray with double drain	-	S	S	S
Integrated and isolated entry step	- / 4	-- / --	-- / --	-- / --
Heated garage locker	-	S	S	S
Storage compartment floor hatch	-	S	S	S
Technical double floor / Front through storage	-	-- / --	-- / --	-- / --
Skylight				
Panoramic roof (mm)	-	S	S	S
Rear skylight (mm)	-	700X500	700X500	700X500
Central skylight (mm)	-	400X400 with fan	400X400 with fan	400X400 with fan
Dinette skylight (mm)	-	-	-	-
Skylight toilette/shower (mm)	-	400X400 / --	400X400 / 280X280	400X400 / 280X280
400x400 skylight (mm) with fan	1	O	O	O
Double-glazed windows with blind / mosquito net	-	S	S	S
Equipments				
Pleated cab blind	-	S	S	S
Cab / body carpet	- / 10	S / O	S / O	S / O
Rear bed height adjustment	-	--	--	--
Beds with staves	-	S	S	S
Swivelling LCD holder	-	S	S	S
Internal LED lightening	-	S	S	S
Exteriors				
Rear camera with monitor integrated in the rear mirror	1	O	O	O
Solar Panel (fitted) with regulator	11	O	O	O
Entrance door with fixed window	-	S	S	S
Flyscreen for entrance door	-	S	S	S
Entrance door with two central locking points	-	--	--	--
XL Entrance door with two central locking points	-	S	S	S
Strip opening with locker / Front through storage	-	S / --	S / --	S / --
External LED light	-	S	S	S

S= standard O=optional - = not available VTR= Fiberglas

\*\*To increase the vehicle payload, when travelling it is possible to reduce the fresh water tank capacity to approx. 20 lt.

The mass in running order includes the weight of the empty base vehicle, of the driver (75 kg), 100% of the fuel (60-l tank), fresh water (tank filled with 20 l while travelling), and aluminium gas cylinders (max.15 kg) filled to 90% of their capacity, and tolerance specified in the type-approval (+/- 5%) (2007/46/EC). Anything not included in the standard version of the vehicle, both living unit and chassis, results in an increase in weight in running order with resulting decreased payload up to the possible reduction of approved seats in the case of the total weight for the available payload value. The available payloads result from the difference between maximum permissible mass and running order mass and have a tolerance of 5%. During the purchase phase it is necessary to check the weight of the options to be installed on the vehicle.





WEIGHT			
		KEA M74	KEA M76
Chassis			
Mechanical unit	-	FIAT DUCATO - EURO 6D	FIAT DUCATO - EURO 6D
Engine, Power hp	-	2,3 MJ 140 HP	2,3 MJ 140 HP
Maximum technically permissible weight (Kg)	-	3500	3500
Weight unladen in running conditions (Kg)	-	3125 - 3165	3115 - 3160
Pay Load (Kg)	-	335 - 375	340 - 385
Wheelbase (mm)	-	4035	4035
Maximum towable weight (kg)	-	2000	2000
Wheels dimensions	-	15" WHEEL	15" WHEEL
Dimensions and places			
External lenght (mm)	-	7260	7320
External width (mm)	-	2350	2350
External height(mm)	-	3080	3080
Internal height (mm)	-	2000	2000
Homologated seats	-	4	4
Berths (optional dinette)	-	4 (-)	4 (-)
Rear Bed (cm)	1	140X220	R 82X204 L 82X191
Overcab bed (cm) / Elevating Bed (cm)	-	140X190 / --	140X190 / --
Additional seat rear bed	-	--	--
Auxiliary bed in dinette	-	O	O
Dimensions Auxiliary bed in Dinette (cm)	-	125X210	110X210

	WEIGHT	KEA M74	KEA M76
Chassis equipments			
Manual air conditioning	-	S	S
Driver and Passenger airbag	- / -	S / S	S / S
Cruise Control with speed limiter	-	S	S
ABS / ASP + ASR	- / -	S / S	S / S
ESC / Traction+	- / -	S / O	S / O
Swivelling driver' and passenger's seat	-	S	S
Cab seat covers	-	S	S
Automatic gear	33	O	O
Painted cab	-	WHITE	WHITE
Painted front bumper	-	WHITE	WHITE
DRL (Day runnig light) / Antifog lights	-	O / O	O / O
Bluetooth radio / Steering wheel radio controls	- / - / -	-- / O / O	-- / O / O
Dimensions			
Locker (useful opening, cm)	-	91X125	91X115
Max. internal garage height (cm)	-	130	122
Floor / walls / roof thickness (mm)	-	54 / 33 / 33	54 / 33 / 33
Floor / walls / roof material (mm)	-	VTR / VTR / VTR	VTR / VTR / VTR
Fiberglass roof, hail-proof	-	S	S
Installations			
Burners / Gas oven / Suction hood	- / 14 / -	3 / O / S	3 / O / S
Tank capacity : clear water / wastewater (L**)	-	20 (118) / 100	20 (118) / 100
Automatic trivalent fridge ( 220V, 12V, gas ) (L)	-	150	150
Standard heating system	-	COMBI 6KW - CP PLUS	COMBI 6KW - CP PLUS
Space for 2 gas bottles (tot. Max 15 Kg)	-	S	S
Bathroom window (double opaque glass)	-	S	S
Shower tray with double drain	-	--	--
Integrated and isolated entry step	- / 4	S / O	S / O
Heated garage locker	-	S	S
Storage compartment floor hatch	-	S	S
Technical double floor / Front through storage	-	-- / --	-- / --
Skylight			
Panoramic roof (mm)	-	--	--
Rear skylight (mm)	-	700X500	700X500
Central skylight (mm)	-	--	--
Dinette skylight (mm)	-	900X600	900X600
Skylight toilette/shower (mm)	-	280X280	280X280 / 280X280
400x400 skylight (mm) with fan	1	--	--
Double-glazed windows with blind / mosquito net	-	S	S
Equipments			
Pleated cab blind / Thermic Blind	6 / -	O / S	O / S
Cab / body carpet	- / 10	S / O	S / O
Rear bed height adjustment	-	--	--
Beds with staves	-	S	S
Swivelling LCD holder	-	S	S
Internal LED lightening	-	S	S
Exteriors			
Rear camera with monitor integrated in the rear mirror	1	O	O
Solar Panel (fitted) with regulator	11	O	O
Entrance door with fixed window	-	S	S
Flyscreen for entrance door	-	S	S
Entrance door with two central locking points	-	S	S
XL Entrance door with two central locking points	-	--	--
Strip opening with locker / Front through storage	-	S / --	S / --
External LED light	-	S	S

S= standard O=optional - = not available VTR= Fiberglas  
\*\*To increase the vehicle payload, when travelling it is possible to reduce the fresh water tank capacity to approx. 20 lt.

The mass in running order includes the weight of the empty base vehicle, of the driver (75 kg), 100% of the fuel (60-l tank), fresh water (tank filled with 20 l while travelling), and aluminium gas cylinders (max.15 kg) filled to 90% of their capacity, and tolerance specified in the type-approval (+/- 5%) (2007/46/EC). Anything not included in the standard version of the vehicle, both living unit and chassis, results in an increase in weight in running order with resulting decreased payload up to the possible reduction of approved seats in the case of the total weight for the available payload value. The available payloads result from the difference between maximum permissible mass and running order mass and have a tolerance of 5%. During the purchase phase it is necessary to check the weight of the options to be installed on the vehicle.



# MOBILVETTA: THE PRIVILEGE OF CHOOSING HOW TO TRAVEL IN SAFETY, COMFORT AND BEST PERFORMANCE

High performance with low environmental impact.  
Mobilvetta chooses Euro 6d engines:

	140 Multijet <sup>2</sup>	160 Power Multijet <sup>2</sup>	180 Power Multijet <sup>2</sup>
Power (HP)	140	160	180
Torque (Nm)	350	380	400
Turbines	-	Variable geometry	Variable geometry

- REDUCED EMISSIONS.
- BETTER READINESS FOR OVERTAKING AND UPHILLS.
- GREATER DRIVING SATISFACTION.



Large windscreen, compact and functional front..

Comfort and road holding: independent front suspension wheels, reinforced springs specifically for motorhomes. Standard front and rear anti-roll bar.  
Hydraulic power steering. One of the lowest turning diameters in its class. Minimum effort when manoeuvring at slow speed.


Extended rear track: 1980 mm. A width compared to the standard commercial vehicle track width greater of 19 cm.  
More width means more space for internal living and greater stability

Steering wheel with typical inclination of a car and possibility to be adjusted axially with a travel of 50 mm



"Captain chair" driver's seats with integrated headrest, wider backrest, better lateral containment, double armrest.  
On a pivoting plate, in addition to being adjustable in height and inclination, they can rotate 180° and once rotated they can slide forward to get closer to the dinette.

Spaced seats for easy, unobstructed access from the driver's cab to the living area..



The dashboard of the driver's cab includes bottle holders and storage compartments, visible or closed, integrated glass holder, storage for smartphones or MP3 players.

Headlights on the top: better light beam width on the road.

## Expect the best for great holidays. Full equipped, comfort, safety on board.

### Standard equipment:

- Manual cab climate control
- Cruise Control with Speed Limiter.
- ESC:** Electronic Stability Control, monitors acceleration, speed and grip. Includes roll-over mitigation, which improves stability by reducing roll. It includes: LAC (Load Adaptive Control): monitors load distribution, ARS: prevents wheel slip during acceleration, MSR (Schleppmoment Regelung Motor): prevents loss of grip during sudden manoeuvres, HBA (Hydraulic Brake Assistance): helps with emergency braking, Hill Holder that keeps the vehicle stationary during uphill starts.
- ECO Pack** (only 160 and 180 hp) includes: smart alternator, intelligent alternator that provides only the necessary energy, Start and Stop, for lower fuel consumption, electronic fuel pump, for energy saving and for a high efficiency of fuel use.
- Traction +** is the device to control the stability of the vehicle in conditions of poor grip of a single driving wheel. It includes Hill Descent Control for controlled speed on steep descents while saving on brakes
- Steering wheel controls

### Among the options:

- Automatic transmission: 9-speed, for a relaxed and pleasant driving experience. Better performance: up to 12.5% more torque



# MOBILVETTA

## THE PRIVILEGE OF BEING ABLE TO CHOOSE A STYLED PERFORMANCE.

For the most demanding motorhome owners the opportunity to choose the AL-KO amc chassis for the K-Yacht Tekno Design and K-Yacht Teknoline ranges.



K-YACHT TEKNO DESIGN 79  
K-YACHT TEKNO DESIGN 85  
K-YACHT TEKNO DESIGN 89



K-YACHT TEKNOLINE 85  
K-YACHT TEKNOLINE 86  
K-YACHT TEKNOLINE 89  
K-YACHT TEKNOLINE 90

The chassis is then equipped with a steel torsion bar axle with independent wheel suspension and extended track width, both lowered to take advantage of larger volumes.

Chassis and cab are perfectly connected by a cup coupling with knurling.

Some holes on the side members make the water flow out, keeping the weight lighter but with the same strength. The use of high-strength steel guarantees considerable stability

Description:  
The AL-KO chassis is made of a light, hot galvanised structure, which is very resistant to corrosion. The chassis is formed as an open "C" in a single piece thus ensuring rigidity and strength.



## Advantages of the low chassis: driving.

Perfect driving dynamics and excellent ride comfort even in extreme road conditions;  
Driving stability and road holding thanks to the low chassis and the use of high-strength steels;  
Maximum rigidity thanks to the "c" profile structure;  
Torsion bar suspension and independent wheel suspension ensure better grip even on the most uneven terrain

## Advantages of the low chassis: storage.

Double flooring with 250 mm span, externally covered in fibreglass;  
The floor has practical storage compartments, also for bottles in the front living area and in the rear sleeping area;  
Access to the double flooring for storage thanks to openable doors in the side straps;  
Storage accessible from both sides of the motorhome.



## Advantages of the low chassis: systems.

Greater freedom of positioning of tanks and systems in a frost-protected position because they are located in the double flooring



The specifications contained herein may refer to only certain models of the range.





The masses indicated in this catalogue refer to the provisions of European Directive 2007/46/EC

**MASS IN RUNNING ORDER**

It includes the weight of the empty base vehicle, of the driver (75 kg), 100% of the fuel (60-l tank), fresh water (tank filled with 20 l while travelling), and a gas tank for living purposes (20 kg).

The mass in running order, and consequently the payload and/or certified seats may vary depending on the accessories installed

**PAYLOAD**

This consists of the difference between the maximum technically permissible laden mass and the mass in running order. It includes elements for living purposes, the transported passengers defined by the manufacturer (driver excluded), and the personal effects.

The payload calculation is based on the following parameters: 75 kg for each passenger (driver excluded), 10 kg of baggage for each passenger and for the driver, 10 kg for each metre of length of the vehicle, plus the remaining payload, which can be used for the installation of accessories or for additional baggage.

All masses and loads of the empty vehicle have a tolerance of +/- 5%, in compliance with Directive 2007/46/EC.

Any optional equipment increases the mass in running order and decreases the payload.

The weight of non-standard accessories is not included in the mass in running order indicated in this catalogue.

Additional accessories and devices reduce the payload by a quantity equal to their weight; the incidence of the weight of the individual accessories is shown in the special column in the technical data sheets or can be requested at our dealers.

In case certain accessories are installed (for example, additional elements such as coupling device or motorbike rack), the mass of these accessories will affect the payload, possibly reducing it along with the number of certified seats. Please note that the law does not allow the maximum permissible mass to be exceeded, which can be consulted under the specific heading of the data sheets.

Please make sure that the maximum loads on the axles and the maximum technically permissible load mass are not exceeded during the complete loading phase of the vehicle.

The regulations and requirements of each country may entail changes in the characteristics of this table.

The number of certified seats may vary depending on the traffic regulations in force in each country.

When driving, the fresh water tank must be filled to a maximum of 20 litres.



Sea S.p.A. operates with an Integrated Environment and Safety Management System.

Certificate number: ISO14001: 2939; ISO9001: 11841.





[www.mobilvetta.it](http://www.mobilvetta.it)

MOBILVETTA reserves itself the right to change the characteristics and the furnishings of all its models with no advance notice required; all data contained in this leaflet must therefore be considered approximate and non-binding. Despite thorough checks of the contents, we cannot exclude possible printing and/or translating errors.

This catalogue does not constitute contractual documentation. Any reproduction, including in part, of the text or of the content of this document is prohibited. The indicated weights are exclusively approximated. Tolerances of  $\pm 5\%$  are allowed. Generally speaking, special equipment and options increase the no-load weight and entail a reduction in the payload. We hereby decline any and all responsibility in case structural changes are made to the vehicle; any assembly, disassembly or changes carried out by unauthorised workshops may jeopardise your safety and cause the warranty clauses to be forfeited. For additional information on installation and technical details, please contact one of our dealers.